

J.E. LOVE COMPANY

*Productivity Through Innovation
Since 1932*


LOVE

jeloveco.com

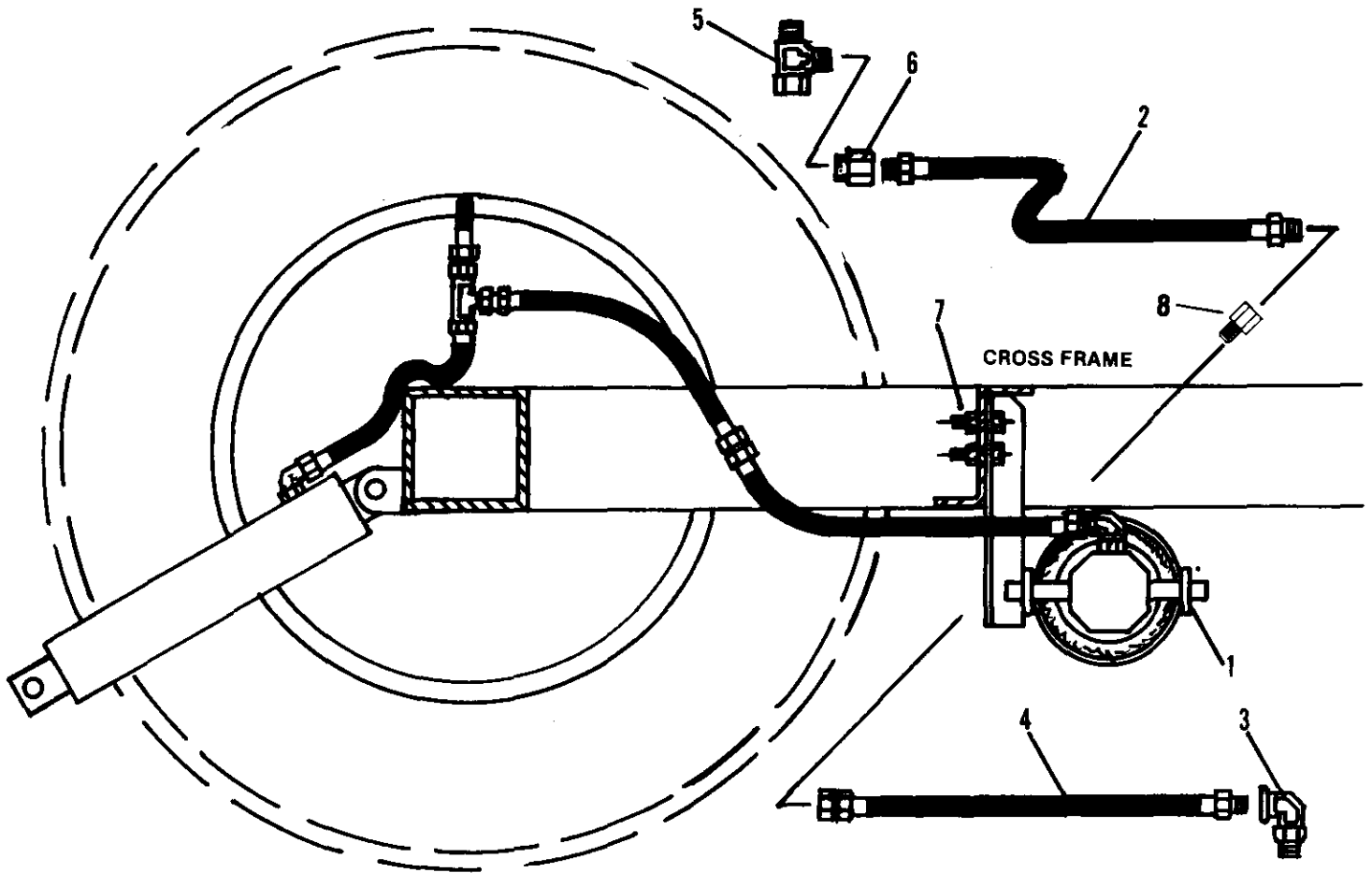
P.O. Box 188, 309 W. California Street, Garfield, WA 99130 Phone: (509) 635-1321 Fax: (509) 635-1434

J.E. Love Company

Header Cushion Part Manual



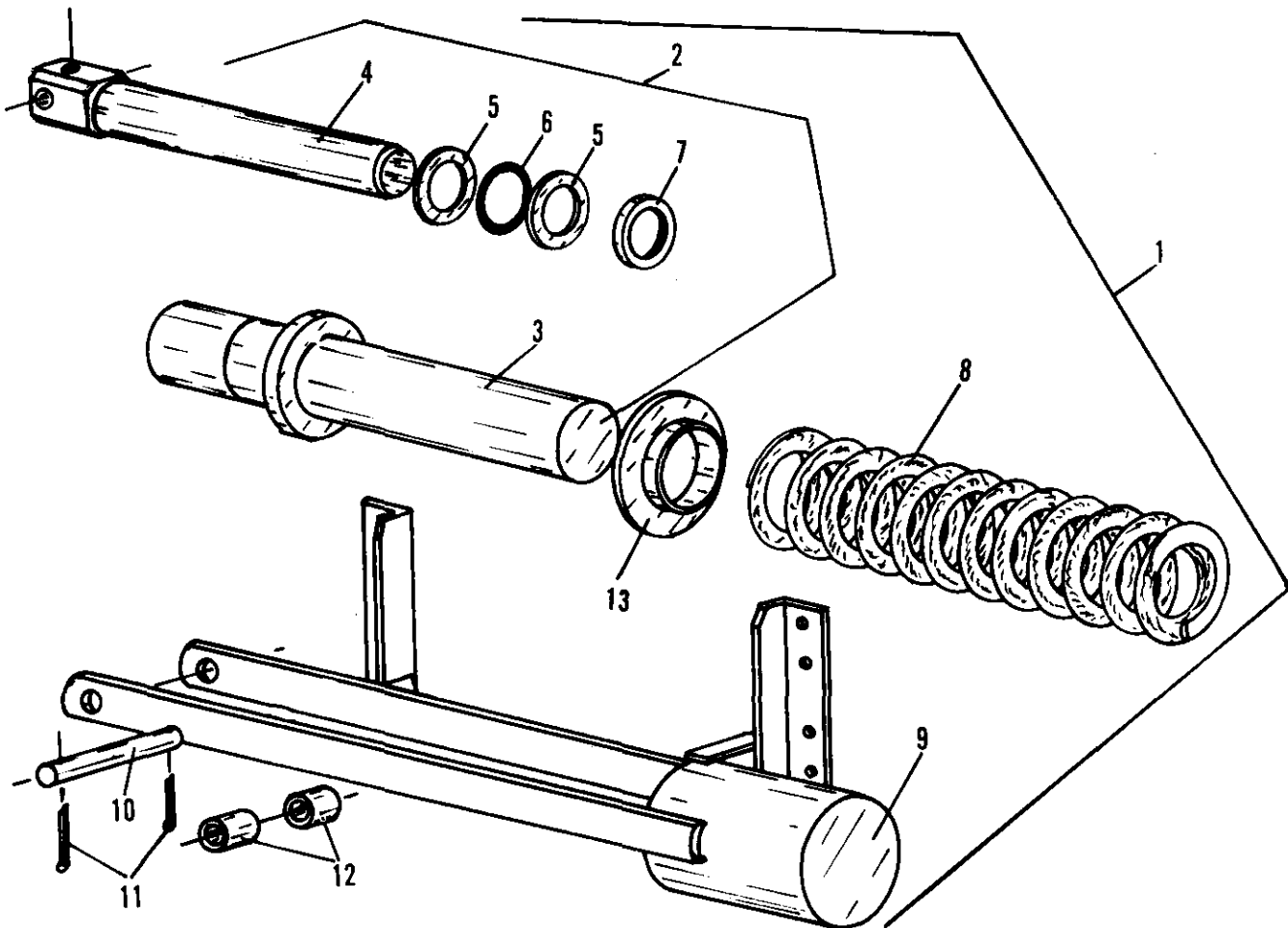
A. C. GLEANER "G"



KEY	PART NO.	NO. USED	DESCRIPTION
1	F1173	Assy.	Spring hydraulic header cushion for Gleaner "G", 13'
	F1177	Assy.	Spring hydraulic header cushion for Gleaner "G", 15' & 17'
	F1181	Assy.	Spring hydraulic header cushion for Gleaner "G", 20' & 23'
2	F1154	1	Hose, 36", 1/2 male pipe—1/2 male pipe
3	F1155	1	1/2 NPT, Street El
4	F1213	1	Hose, 30", 1/2 male pipe—1/2 female swivel JIC
5	F1607	1	Tee coupling, 1/2 JIC tube
6	F1608	1	Adapter, 9/16—18 female x 1/2 NPT female
7	F1255	4	7/16 UNC x 1 1/2 cap screw
		4	7/16 UNC Hex lock nut
8	F1623	1	Female connector

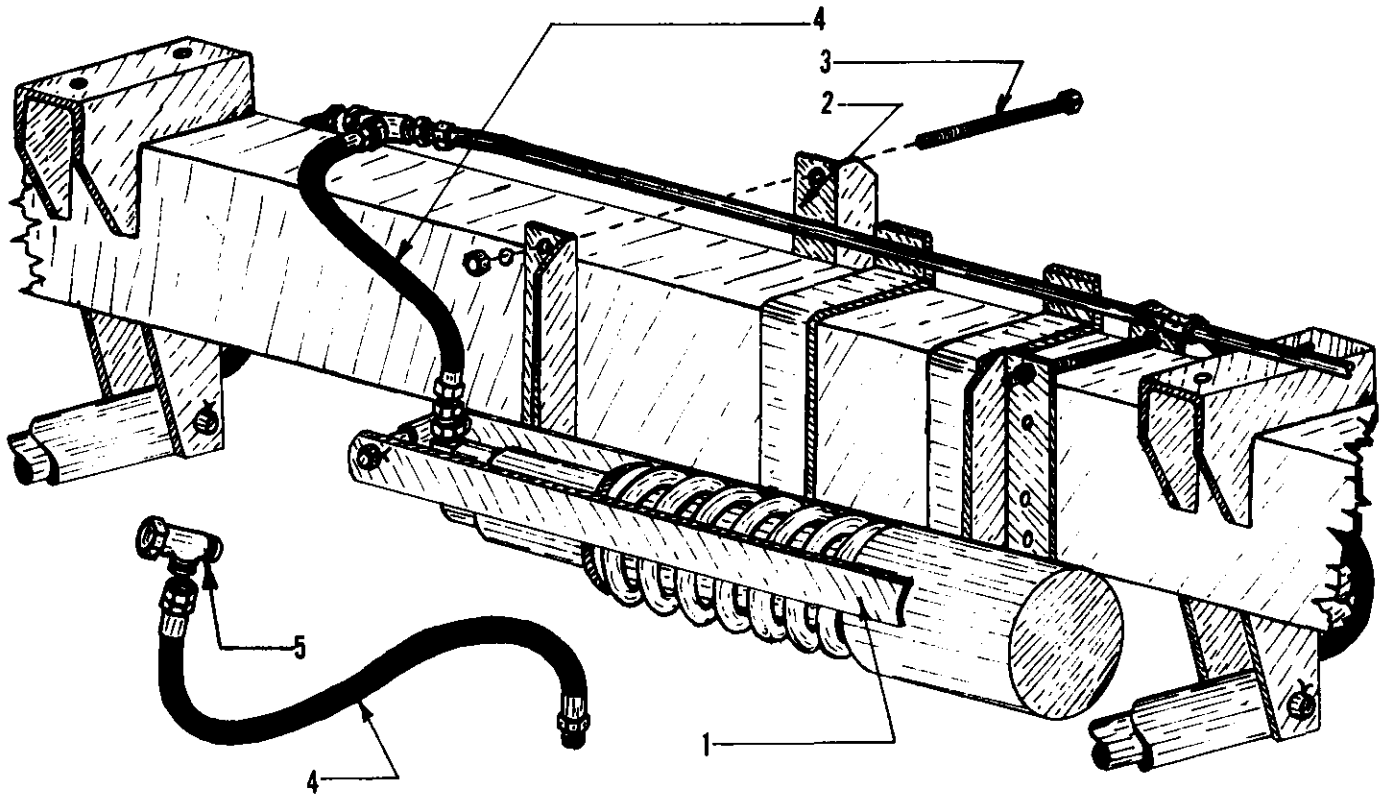
COMMON PARTS

Spring Hydraulic Header Cushion 1976 and Later



KEY	PART NO.	NO. USED	DESCRIPTION
1	F1175	Assy.	Header Cushion assy. with 5/8 dia. spring
	F1173	Assy.	Header Cushion assy. with 3/4 dia. spring
	F1177	Assy.	Header Cushion assy. with 7/8 dia. spring
	F1181	Assy.	Header Cushion assy. with 1" dia. spring
2	F1049	Assy.	Hydraulic cylinder assembly
3	F1050	1	Cylinder
4	F1051	1	Piston, Hydraulic cylinder
5	F1052	2	Backup ring (leather washer—install with rough side next to "O" ring)
			"O" ring seal
6	F1053	1	"O" ring seal
7	F1054	1	Wiper seal (install with lip turned out)
	F1055	-	Seal repair kit (2-F1052, 1-F1053, 1-F1054)
	F1052	2	Backup ring (leather washer—install with rough side next to "O" ring)
8	F1160	1	Spring, compression 5/8 dia.
	F1153	1	Spring, compression 3/4 dia.
	F1103	1	Spring, compression 7/8 dia.
	F1176	1	Spring, compression 1" dia.
9	F1170	1	Bracket, 1" dia. spring
	F1101	1	Bucket, 7/8, 3/4, 5/8 dia. spring
10	F1171	1	Cross head pin, F1170 Bucket
	F1021	1	Cross head pin, F1101 Bucket
11	F1022	2	Cotter key 1/4" x 1 1/2"
12	F1172	2	Cross head spacer, F1170 Bucket
	F1023	2	Cross head spacer, F1101 Bucket
13	F1174	1	Cylinder collar (used with 1" dia. spring only)

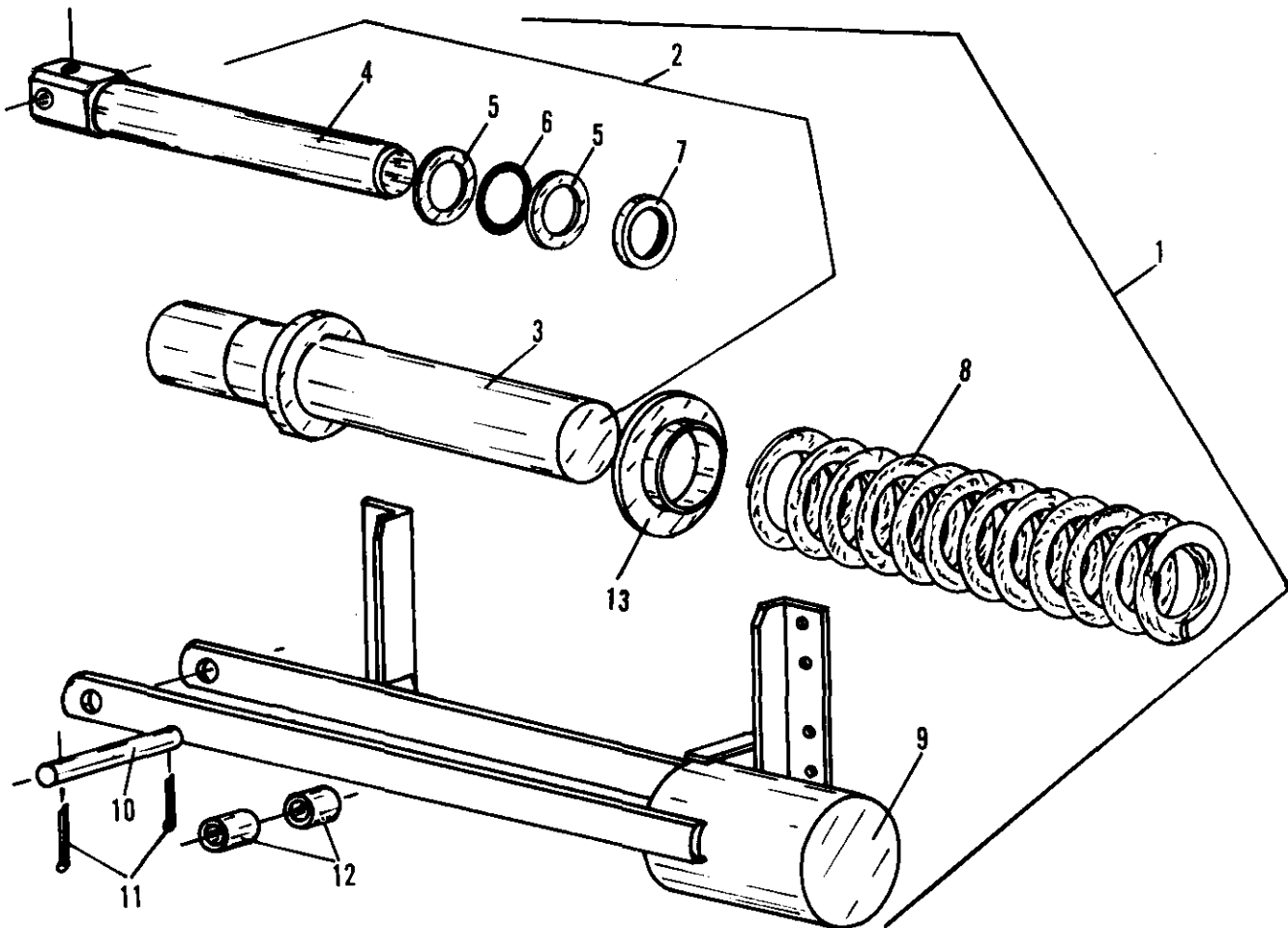
1960 IHC 151, 181 LEVEL LAND



KEY	PART NO.	NO. USED	DESCRIPTION
1	F1177	Assy.	Spring Hydraulic Header Cushion, Assembly for 1960 IHC 151, 181 Level Land 18' and 16' Headers
	F1173	Assy.	Spring Hydraulic Header Cushion, Assembly for 1960 IHC 151, 181 Level Land 12' and 14' Headers
2	F1252	1	Cross Head Angle, Pair
3	F1253	4	Bolt, 7/16" x 6" Cap Screw
4	F1209	1	Hydraulic Hose, 20" Standard Length
	F1210	1	Hydraulic Hose, 30" (Optional)
5	F1208	1	Tee Coupling
		4	7/16 UNC Hex Lock Nut

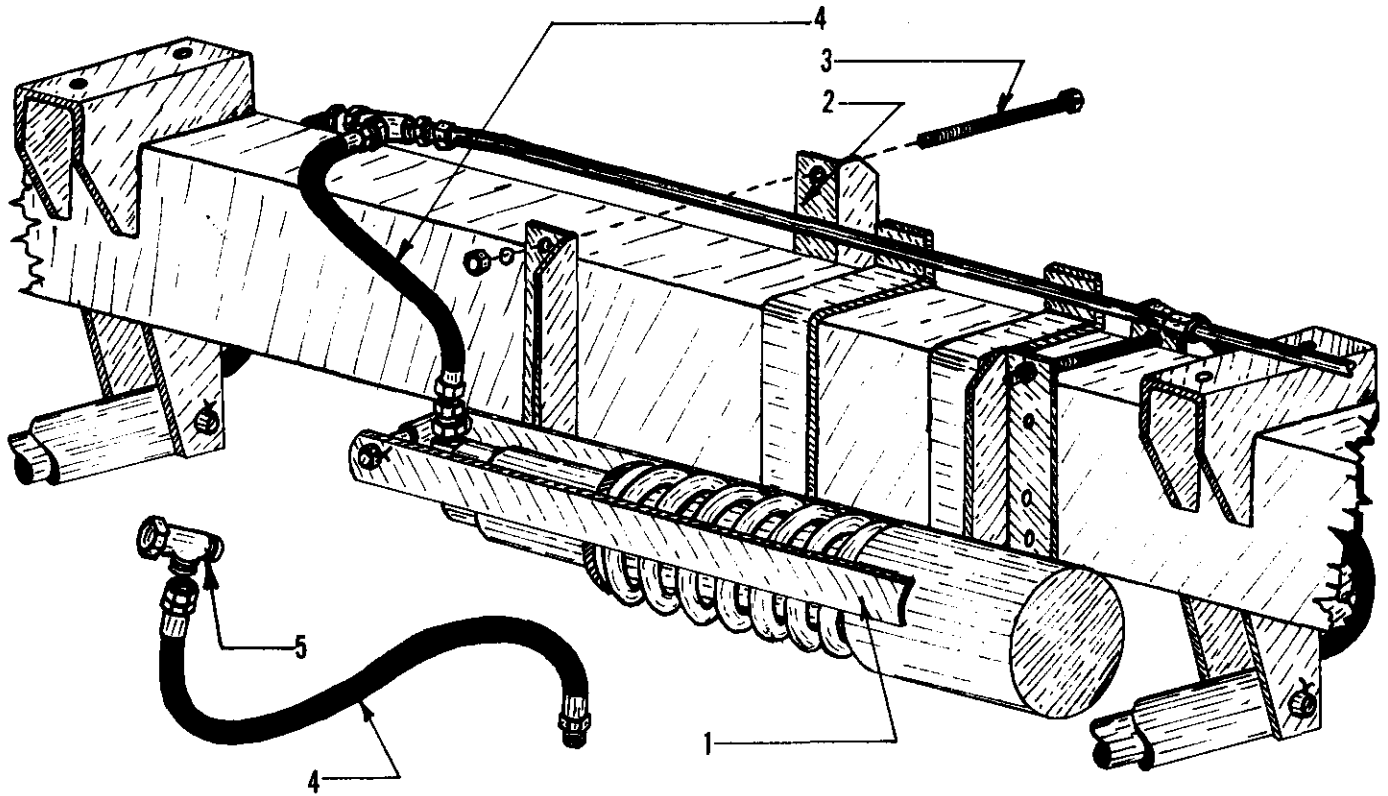
COMMON PARTS

Spring Hydraulic Header Cushion 1976 and Later



KEY	PART NO.	NO. USED	DESCRIPTION
1	F1175	Assy.	Header Cushion assy. with 5/8 dia. spring
	F1173	Assy.	Header Cushion assy. with 3/4 dia. spring
	F1177	Assy.	Header Cushion assy. with 7/8 dia. spring
	F1181	Assy.	Header Cushion assy. with 1" dia. spring
2	F1049	Assy.	Hydraulic cylinder assembly
3	F1050	1	Cylinder
4	F1051	1	Piston, Hydraulic cylinder
5	F1052	2	Backup ring (leather washer—install with rough side next to "O" ring)
			"O" ring seal
6	F1053	1	"O" ring seal
7	F1054	1	Wiper seal (install with lip turned out)
	F1055	-	Seal repair kit (2-F1052, 1-F1053, 1-F1054)
	F1052	2	Backup ring (leather washer—install with rough side next to "O" ring)
8	F1160	1	Spring, compression 5/8 dia.
	F1153	1	Spring, compression 3/4 dia.
	F1103	1	Spring, compression 7/8 dia.
	F1176	1	Spring, compression 1" dia.
9	F1170	1	Bracket, 1" dia. spring
	F1101	1	Bucket, 7/8, 3/4, 5/8 dia. spring
10	F1171	1	Cross head pin, F1170 Bucket
	F1021	1	Cross head pin, F1101 Bucket
11	F1022	2	Cotter key 1/4" x 1 1/2"
12	F1172	2	Cross head spacer, F1170 Bucket
	F1023	2	Cross head spacer, F1101 Bucket
13	F1174	1	Cylinder collar (used with 1" dia. spring only)

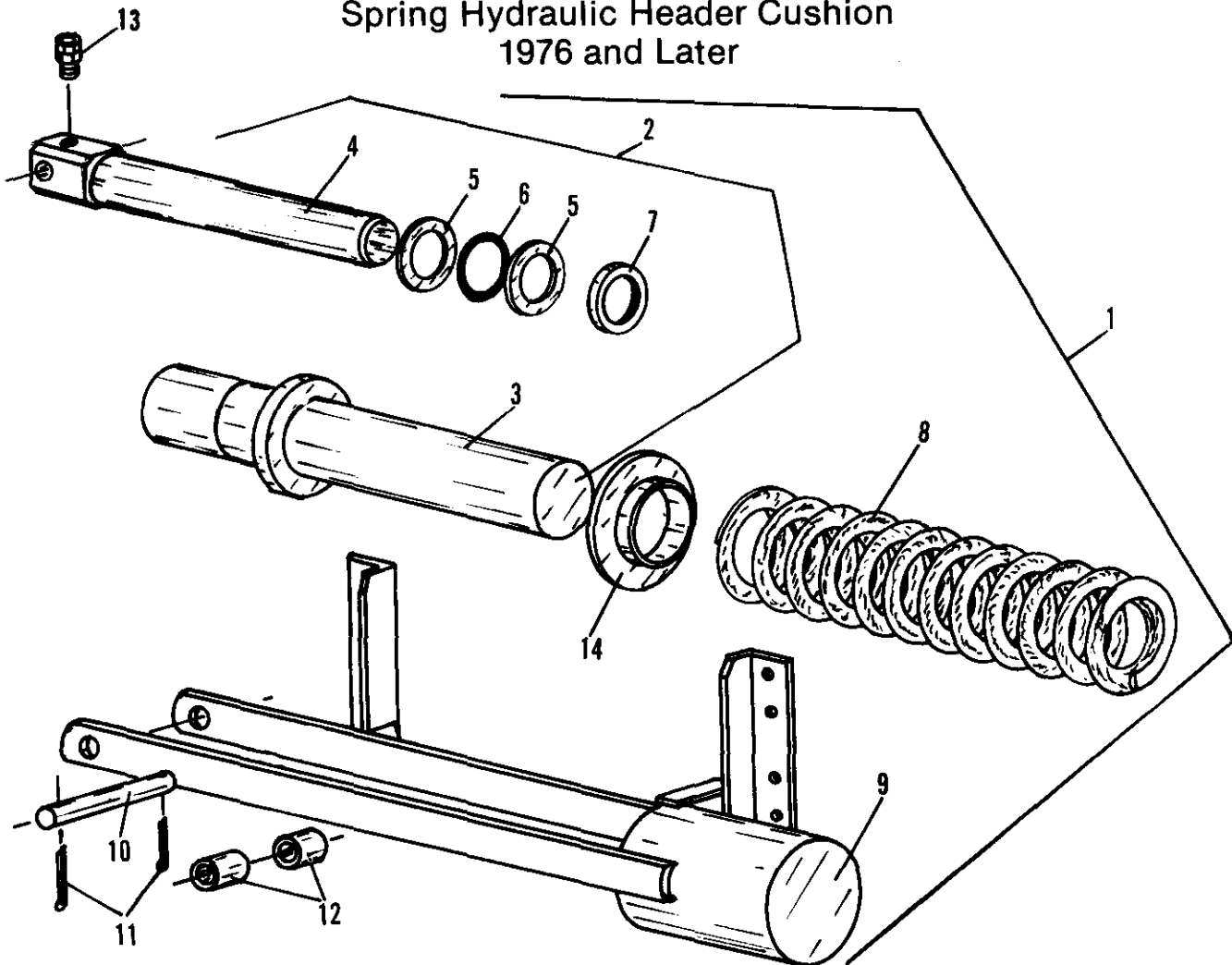
1960 IHC 151, 181 LEVEL LAND ^{7/25}



KEY	PART NO.	NO. USED	DESCRIPTION
1	F1177	Assy.	Spring Hydraulic Header Cushion, Assembly for 1960 IHC 151, 181 Level Land 18' and 16' Headers
	F1173	Assy.	Spring Hydraulic Header Cushion, Assembly for 1960 IHC 151, 181 Level Land 12' and 14' Headers
2	F1252	2	Cross Head Angle
3	F1253	4	Bolt, 7/16" x 6" Cap Screw
4	F1209	1	Hydraulic Hose, 20" Standard Length
	F1210	1	Hydraulic Hose, 30" (Optional)
5	F1208	1	Tee Coupling
		4	7/16 UNC Hex Lock Nut

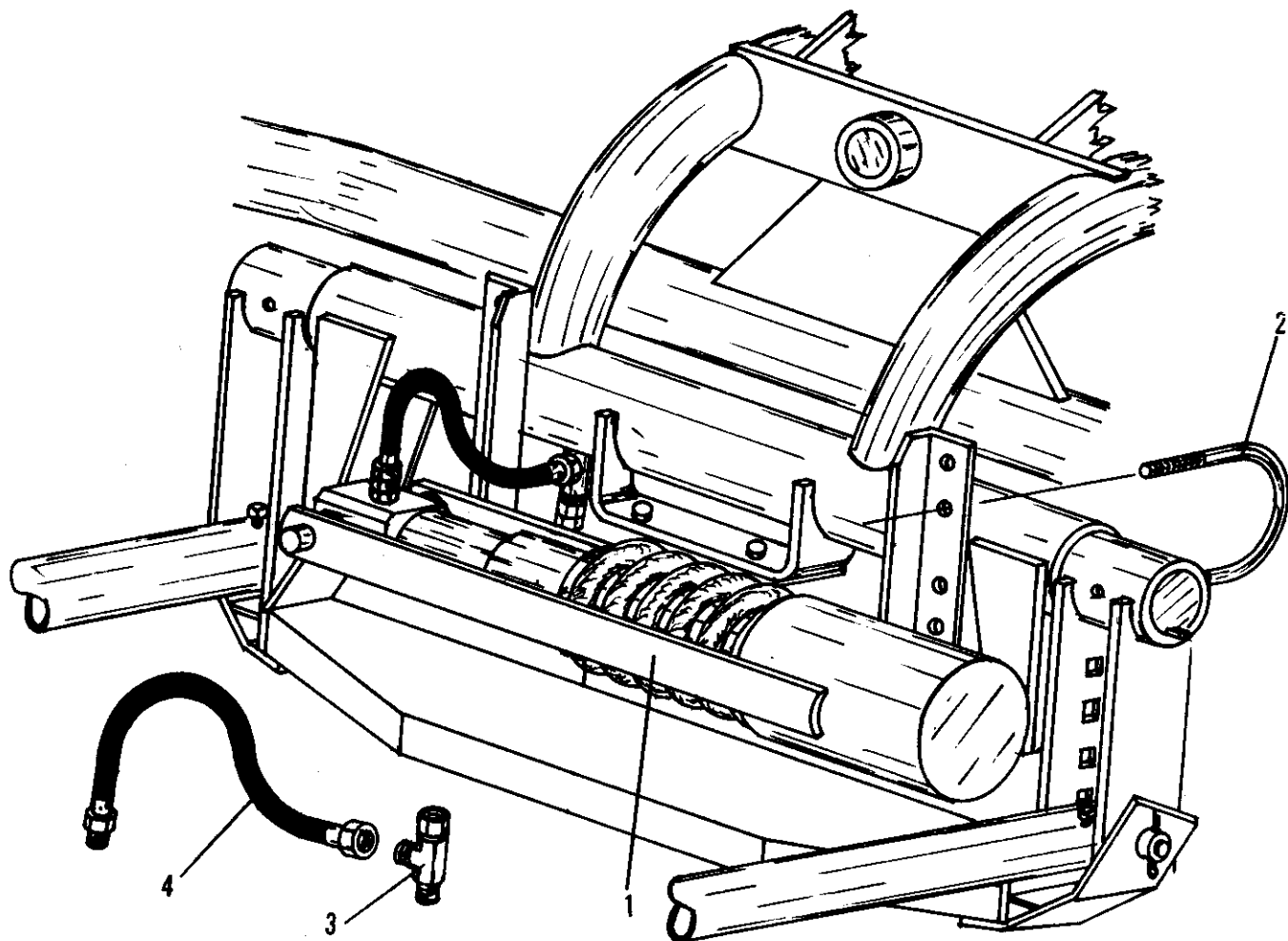
COMMON PARTS

Spring Hydraulic Header Cushion 1976 and Later



KEY	PART NO.	NO. USED	DESCRIPTION
1	F1175	Assy.	Header Cushion assy. with 5/8 dia. spring
	F1173	Assy.	Header Cushion assy. with 3/4 dia. spring
	F1177	Assy.	Header Cushion assy. with 7/8 dia. spring
	F1181	Assy.	Header Cushion assy. with 1" dia. spring
2	F1049	Assy.	Hydraulic cylinder assembly
3	F1050	1	Cylinder
4	F1051	1	Piston, Hydraulic cylinder
5	F1052	2	Backup ring (leather washer—install with rough side next to "O" ring)
6	F1053	1	"O" ring seal
7	F1054	1	Wiper seal (install with lip turned out)
	F1055	-	Seal repair kit (2-F1052, 1-F1053, 1-F1054)
8	F1160	1	Spring, compression 5/8 dia.
	F1153	1	Spring, compression 3/4 dia.
	F1103	1	Spring, compression 7/8 dia.
	F1176	1	Spring, compression 1" dia.
9	F1170	1	Bracket, 1" dia. spring
	F1101	1	Bucket, 7/8, 3/4, 5/8 dia. spring
10	F1171	1	Cross head pin, F1170 Bucket
	F1021	1	Cross head pin, F1101 Bucket
11	F1022	2	Cotter key 1/4" x 1 1/2"
12	F1172	2	Cross head spacer, F1170 Bucket
	F1023	2	Cross head spacer, F1101 Bucket
13	F1106	1	Swivel union
14	F1174	1	Cylinder collar (used with 1" dia. spring only)

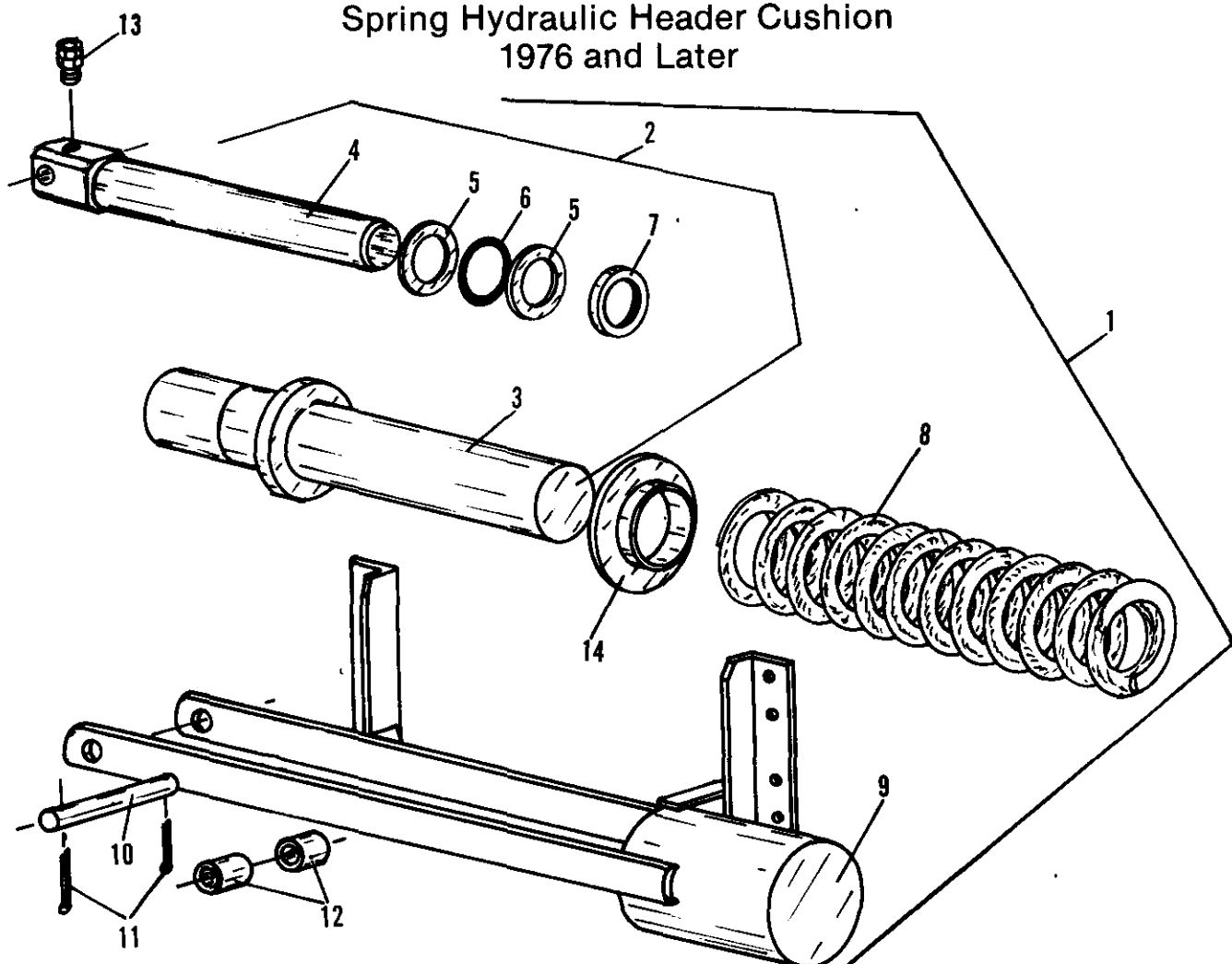
7/25
IHC 151H
 2 & 4 Way Leveling



KEY	PART NO.	NO. USED	DESCRIPTION
1	F1177	Assy.	Spring Hydraulic Header Cushion, Assembly for IHC 151H, 2 & 4 Way Leveling, 16' & 18'
2	F1102	2	U-Bolt Clamp 3½ ID
3	F1208	1	Swivel Nut Run Tee, 5/8 tube 37° (JIC)
4	F1209	1	20" Hose, ½ M-NPT x 5/8 tube 37° (JIC) female swivel
	F1210	1	30" Hose, (same) optional

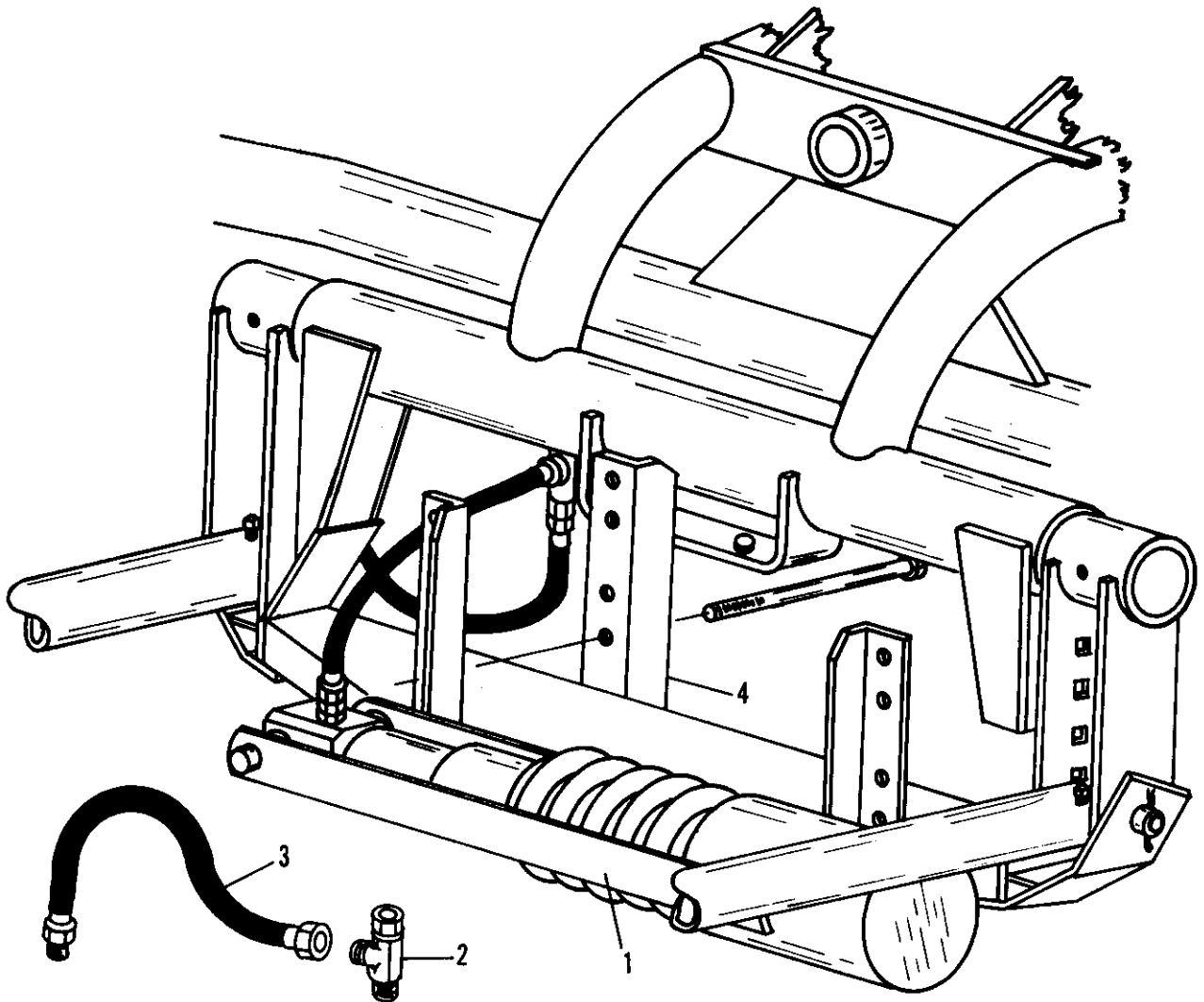
COMMON PARTS

Spring Hydraulic Header Cushion 1976 and Later



KEY	PART NO.	NO. USED	DESCRIPTION
1	F1175	Assy.	Header Cushion assy. with 5/8 dia. spring
	F1173	Assy.	Header Cushion assy. with 3/4 dia. spring
	F1177	Assy.	Header Cushion assy. with 7/8 dia. spring
	F1181	Assy.	Header Cushion assy. with 1" dia. spring
2	F1049	Assy.	Hydraulic cylinder assembly
3	F1050	1	Cylinder
4	F1051	1	Piston, Hydraulic cylinder
5	F1052	2	Backup ring (leather washer—install with rough side next to "O" ring)
6	F1053	1	"O" ring seal
7	F1054	1	Wiper seal (install with lip turned out)
	F1055	-	Seal repair kit (2-F1052, 1-F1053, 1-F1054)
8	F1160	1	Spring, compression 5/8 dia.
	F1153	1	Spring, compression 3/4 dia.
	F1103	1	Spring, compression 7/8 dia.
	F1176	1	Spring, compression 1" dia.
9	F1170	1	Bracket, 1" dia. spring
	F1101	1	Bucket, 7/8, 3/4, 5/8 dia. spring
10	F1171	1	Cross head pin, F1170 Bucket
	F1021	1	Cross head pin, F1101 Bucket
11	F1022	2	Cotter key 1/4" x 1 1/2"
12	F1172	2	Cross head spacer, F1170 Bucket
	F1023	2	Cross head spacer, F1101 Bucket
13	F1106	1	Swivel union
14	F1174	1	Cylinder collar (used with 1" dia. spring only)

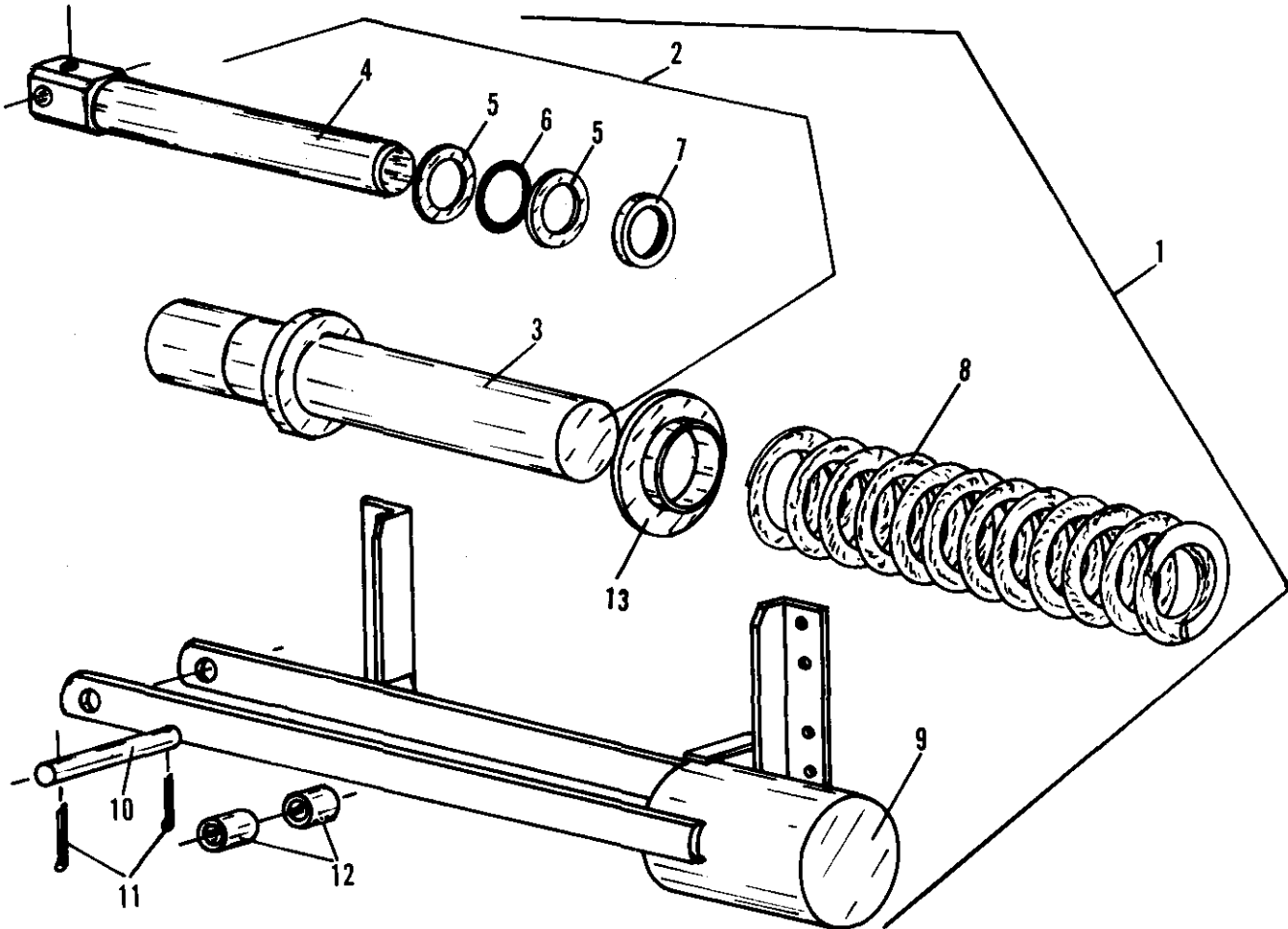
7/25
IHC 403H, 453 (18')
2 & 4 Way Leveling



KEY	PART NO.	NO. USED	DESCRIPTION
1	F1181	Assy.	Spring Hydraulic Header Cushion, Assembly for IHC 403H & 453 2 & 4 Way Leveling, 18'
2	F1211	1	Swivel Nut Run Tee, 1/2 Tube 37° (JIC)
3	F1213	1	30" Hose 1/2 M-NPT x 1/2 Tube 37° (JIC) Female Swivel
4	F1252	1	Cross Head Angle, Pair
—	—	2	7/16 UNC x 5 Cap Screw
—	—	2	7/16 UNC x 5 1/2 Cap Screw
—	—	4	7/16 UNC Locknut

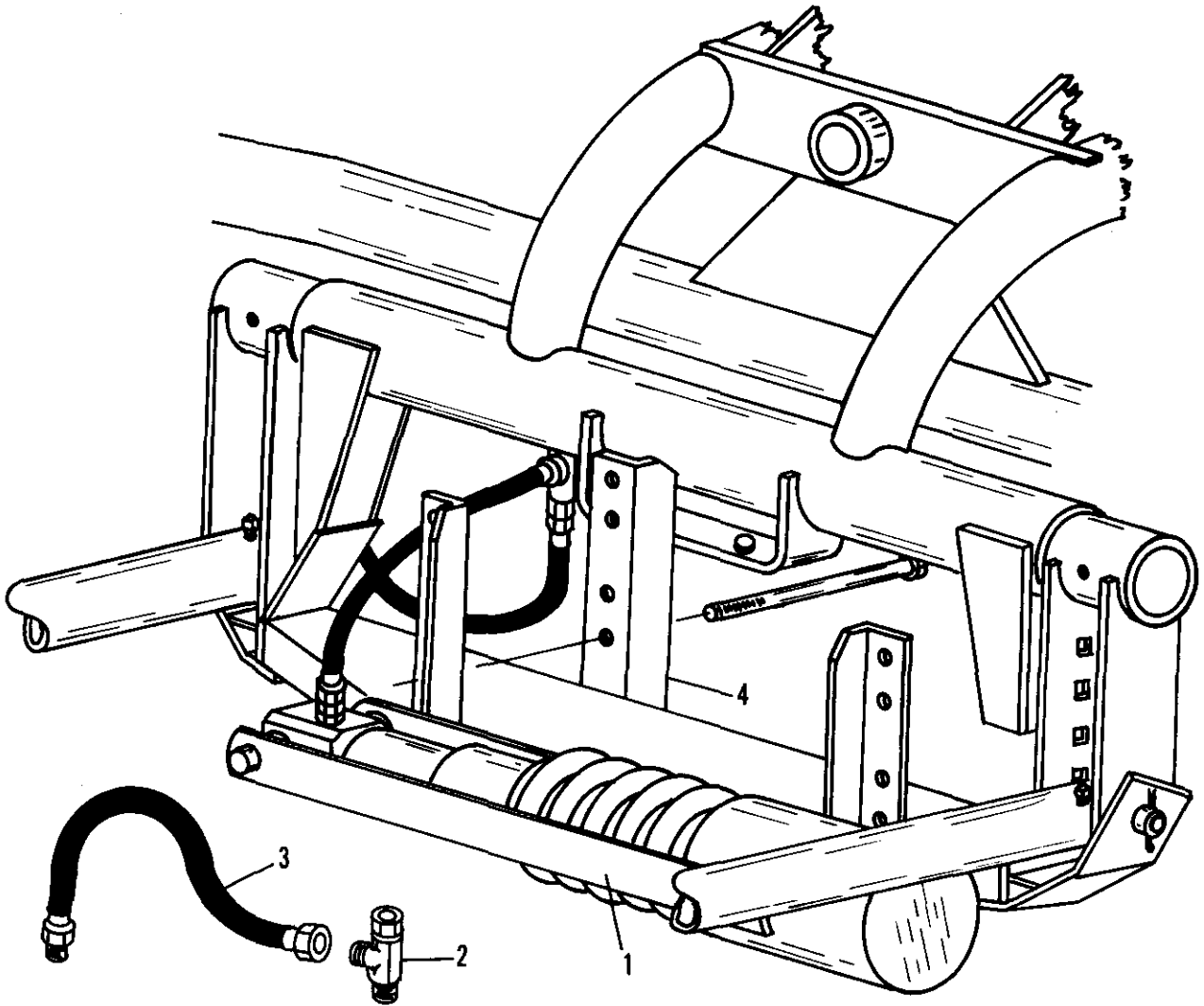
COMMON PARTS

Spring Hydraulic Header Cushion 1976 and Later



KEY	PART NO.	NO. USED	DESCRIPTION
1	F1175	Assy.	Header Cushion assy. with 5/8 dia. spring
	F1173	Assy.	Header Cushion assy. with 3/4 dia. spring
	F1177	Assy.	Header Cushion assy. with 7/8 dia. spring
	F1181	Assy.	Header Cushion assy. with 1" dia. spring
2	F1049	Assy.	Hydraulic cylinder assembly
	F1050	1	Cylinder
3	F1051	1	Piston, Hydraulic cylinder
4	F1051	1	Piston, Hydraulic cylinder
	F1052	2	Backup ring (leather washer—install with rough side next to "O" ring)
5	F1052	2	Backup ring (leather washer—install with rough side next to "O" ring)
6	F1053	1	"O" ring seal
7	F1054	1	Wiper seal (install with lip turned out)
	F1055	-	Seal repair kit (2-F1052, 1-F1053, 1-F1054)
	F1055	-	Seal repair kit (2-F1052, 1-F1053, 1-F1054)
8	F1160	1	Spring, compression 5/8 dia.
	F1153	1	Spring, compression 3/4 dia.
	F1103	1	Spring, compression 7/8 dia.
	F1176	1	Spring, compression 1" dia.
9	F1170	1	Bracket, 1" dia. spring
	F1101	1	Bucket, 7/8, 3/4, 5/8 dia. spring
10	F1171	1	Cross head pin, F1170 Bucket
	F1021	1	Cross head pin, F1101 Bucket
11	F1022	2	Cotter key 1/4" x 1 1/2"
12	F1172	2	Cross head spacer, F1170 Bucket
	F1023	2	Cross head spacer, F1101 Bucket
13	F1174	1	Cylinder collar (used with 1" dia. spring only)

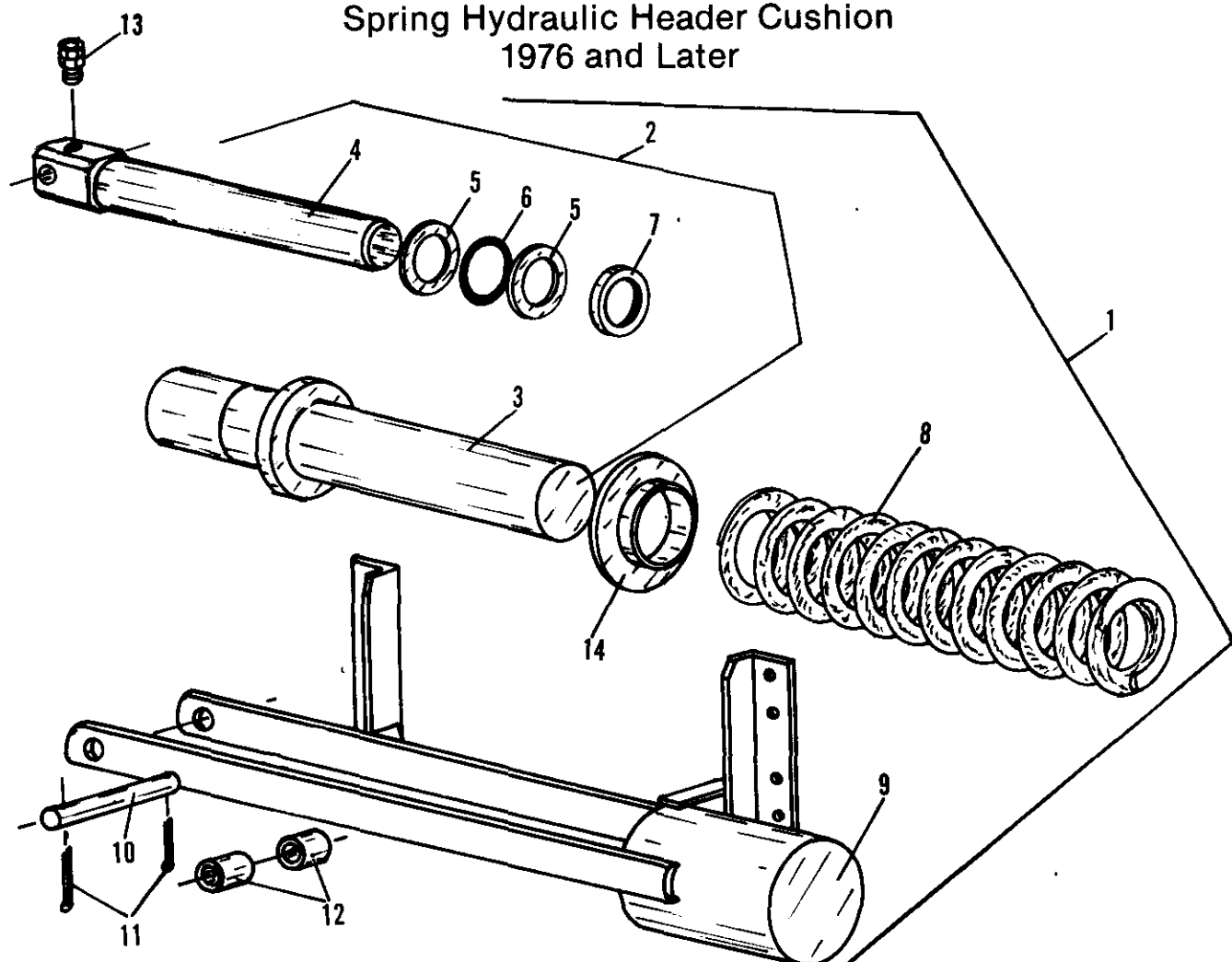
7/25
IHC 403H, 453 (18')
 2 & 4 Way Leveling



KEY	PART NO.	NO. USED	DESCRIPTION
1	F1181	Assy.	Spring Hydraulic Header Cushion, Assembly for IHC 403H & 453 2 & 4 Way Leveling, 18'
2	F1211	1	Swivel Nut Run Tee, 1/2 Tube 37° (JIC)
3	F1213	1	30" Hose 1/2 M-NPT x 1/2 Tube 37° (JIC) Female Swivel
4	F1252	2	Cross Head Angle
	—	2	7/16 UNC x 5 Cap Screw
	—	2	7/16 UNC x 5 1/2 Cap Screw
	—	4	7/16 UNC Locknut

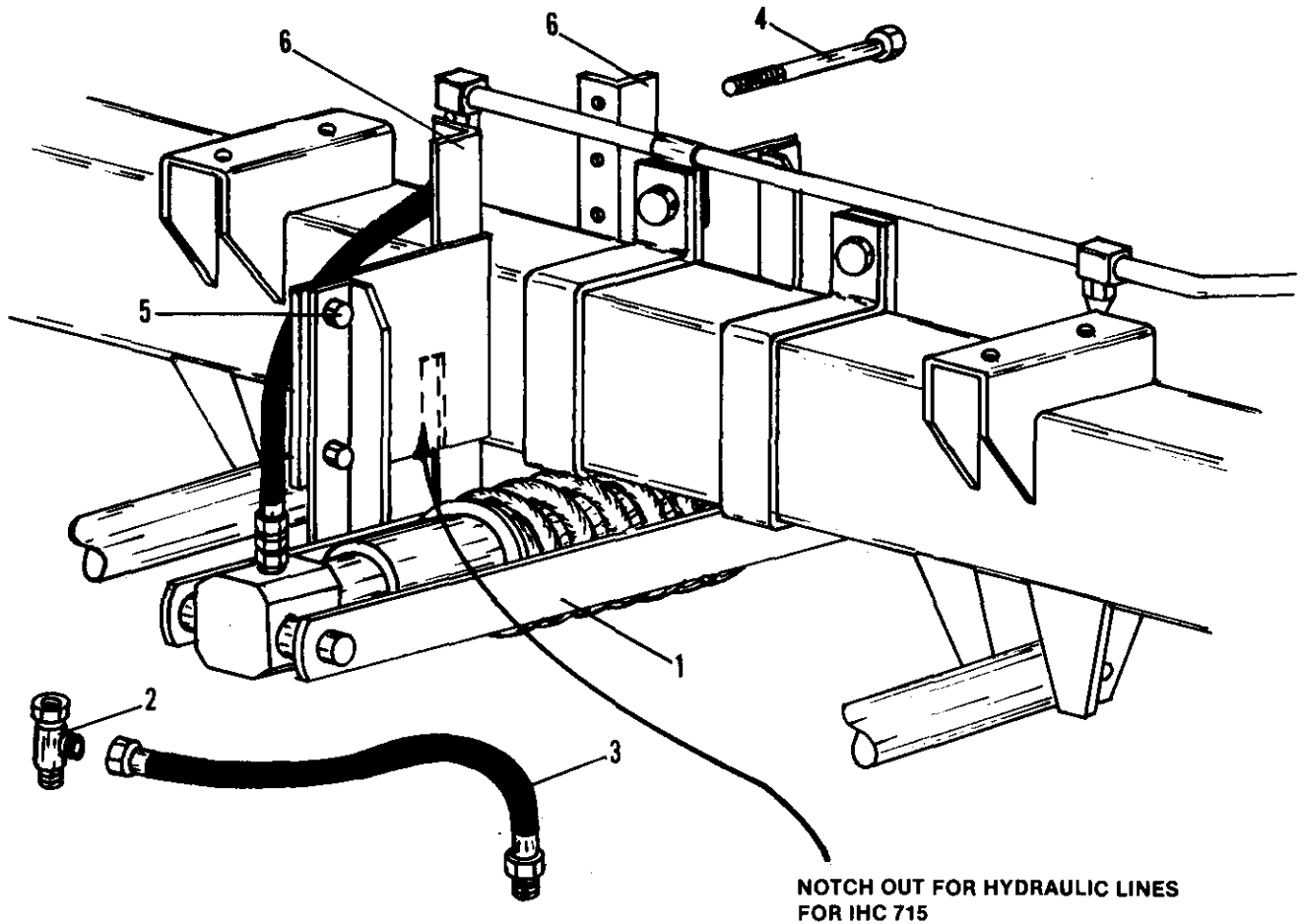
COMMON PARTS

Spring Hydraulic Header Cushion 1976 and Later



KEY	PART NO.	NO. USED	DESCRIPTION
1	F1175	Assy.	Header Cushion assy. with 5/8 dia. spring
	F1173	Assy.	Header Cushion assy. with 3/4 dia. spring
	F1177	Assy.	Header Cushion assy. with 7/8 dia. spring
	F1181	Assy.	Header Cushion assy. with 1" dia. spring
2	F1049	Assy.	Hydraulic cylinder assembly
3	F1050	1	Cylinder
4	F1051	1	Piston, Hydraulic cylinder
5	F1052	2	Backup ring (leather washer—install with rough side next to "O" ring)
6	F1053	1	"O" ring seal
7	F1054	1	Wiper seal (install with lip turned out)
	F1055	-	Seal repair kit (2-F1052, 1-F1053, 1-F1054)
8	F1160	1	Spring, compression 5/8 dia.
	F1153	1	Spring, compression 3/4 dia.
	F1103	1	Spring, compression 7/8 dia.
	F1176	1	Spring, compression 1" dia.
9	F1170	1	Bracket, 1" dia. spring
	F1101	1	Bucket, 7/8, 3/4, 5/8 dia. spring
10	F1171	1	Cross head pin, F1170 Bucket
	F1021	1	Cross head pin, F1101 Bucket
11	F1022	2	Cotter key 1/4" x 1 1/2"
12	F1172	2	Cross head spacer, F1170 Bucket
	F1023	2	Cross head spacer, F1101 Bucket
13	F1106	1	Swivel union
14	F1174	1	Cylinder collar (used with 1" dia. spring only)

7/25
IHC 303, 403, 503, 615, 715

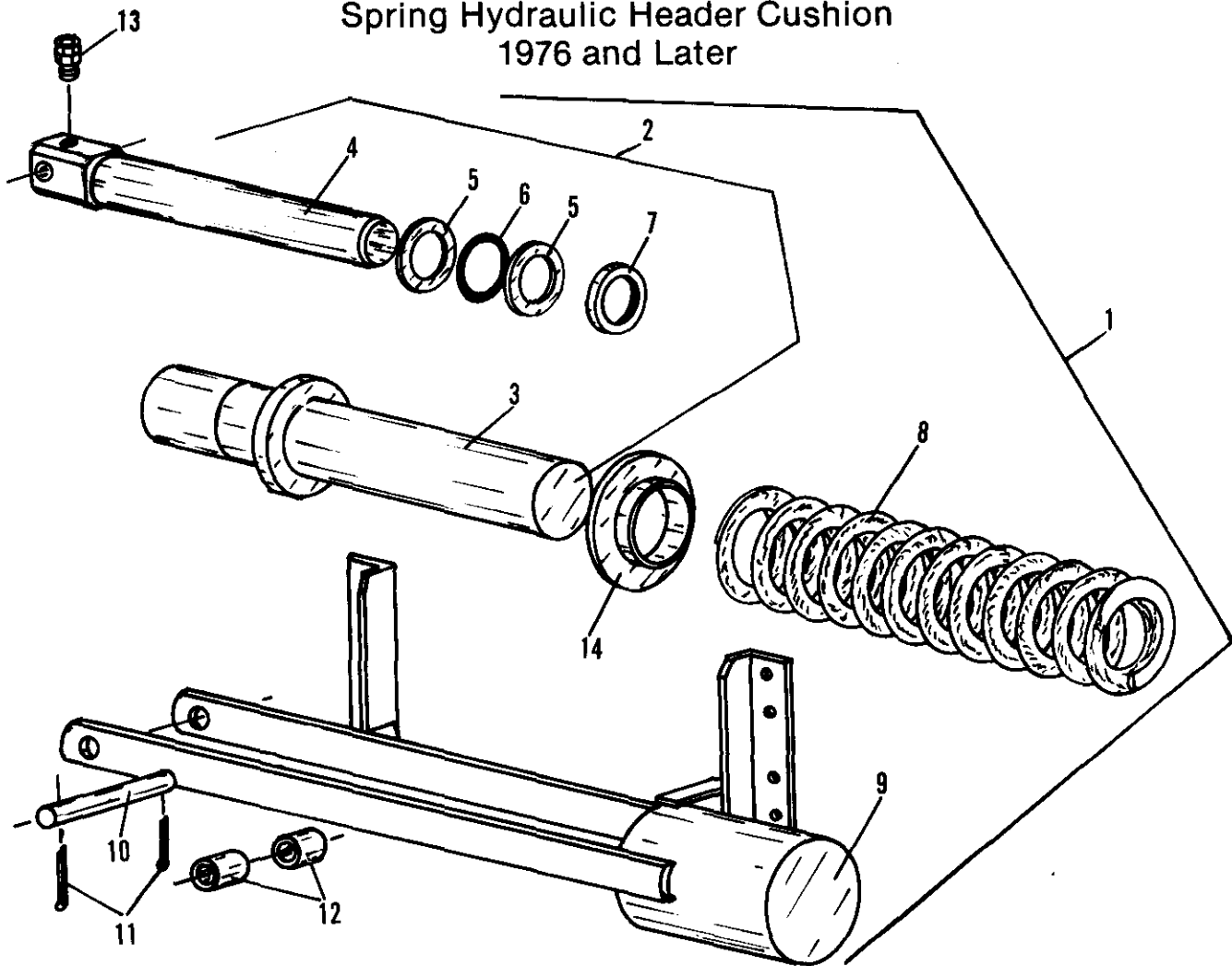


NOTCH OUT FOR HYDRAULIC LINES
FOR IHC 715

KEY	PART NO.	NO. USED	DESCRIPTION
1	F1173	Assy.	Spring Hydraulic Header Cushion for 10½', 12½', 13½', 14½' Platforms
	F1177	Assy.	Spring Hydraulic Header Cushion for 15½' & 16½' Platforms
	F1181	Assy.	Spring Hydraulic Header Cushion for 18½' & 20½' Platforms
2	F1211	1	Swivel Nut Run Tee, ½ Tube 37° (JIC)
3	F1212	1	20" Hose, ½ M—NPT x ½ Tube 37° (JIC) Swivel, Female
4	F1253	2	7/16 UNC x 6½ Cap Screw
5	F1255	4	7/16 UNC x 1½ Cap Screw
6	F1554	2	Axle Adapter
	—	6	7/16 UNC Hex Lock Nut

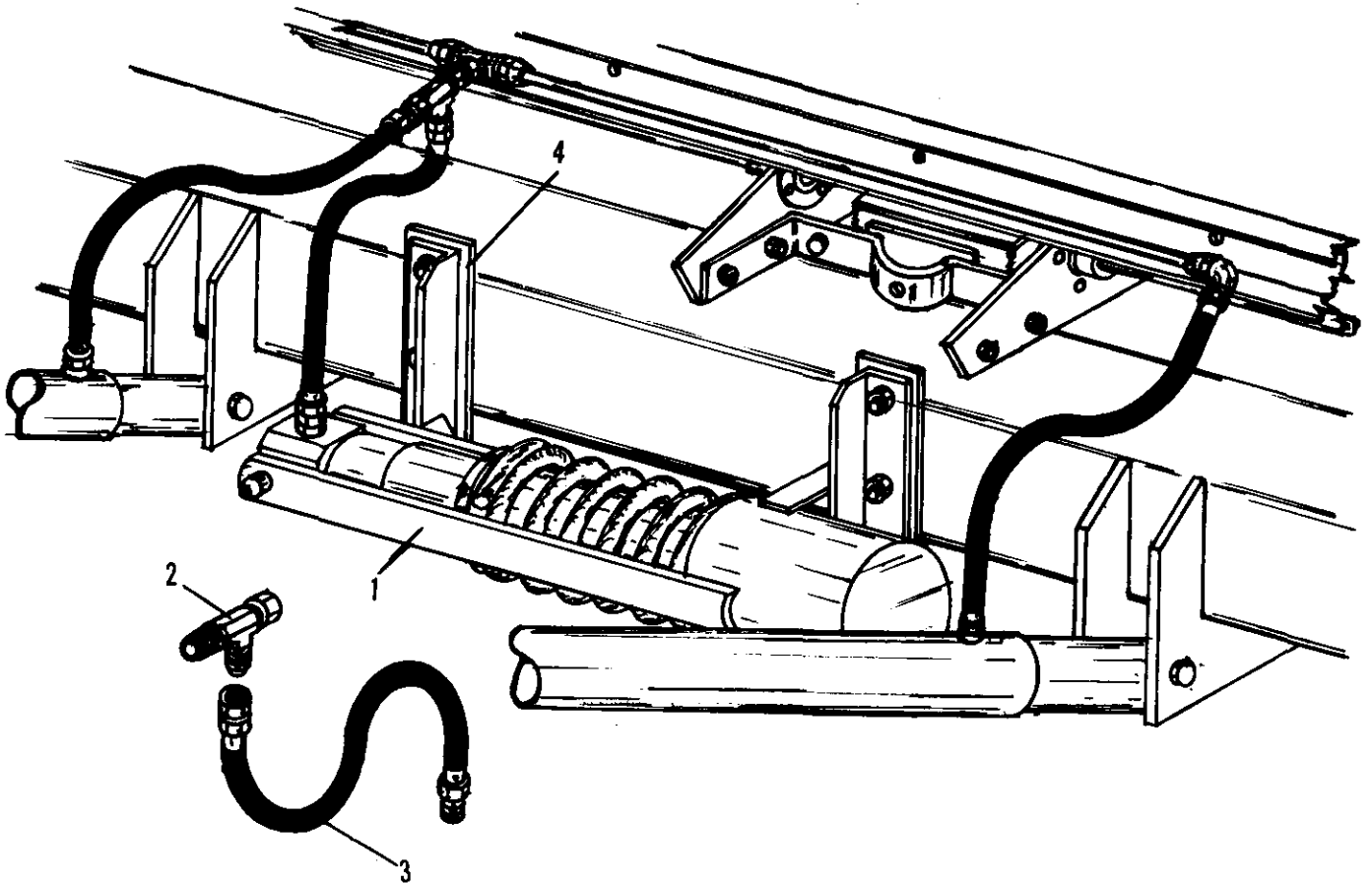
COMMON PARTS

Spring Hydraulic Header Cushion 1976 and Later



KEY	PART NO.	NO. USED	DESCRIPTION
1	F1175	Assy.	Header Cushion assy. with 5/8 dia. spring
	F1173	Assy.	Header Cushion assy. with 3/4 dia. spring
	F1177	Assy.	Header Cushion assy. with 7/8 dia. spring
	F1181	Assy.	Header Cushion assy. with 1" dia. spring
2	F1049	Assy.	Hydraulic cylinder assembly
3	F1050	1	Cylinder
4	F1051	1	Piston, Hydraulic cylinder
5	F1052	2	Backup ring (leather washer—install with rough side next to "O" ring)
6	F1053	1	"O" ring seal
7	F1054	1	Wiper seal (install with lip turned out)
	F1055	-	Seal repair kit (2-F1052, 1-F1053, 1-F1054)
8	F1160	1	Spring, compression 5/8 dia.
	F1153	1	Spring, compression 3/4 dia.
	F1103	1	Spring, compression 7/8 dia.
	F1176	1	Spring, compression 1" dia.
9	F1170	1	Bracket, 1" dia. spring
	F1101	1	Bucket, 7/8, 3/4, 5/8 dia. spring
10	F1171	1	Cross head pin, F1170 Bucket
	F1021	1	Cross head pin, F1101 Bucket
11	F1022	2	Cotter key 1/4" x 1 1/2"
12	F1172	2	Cross head spacer, F1170 Bucket
	F1023	2	Cross head spacer, F1101 Bucket
13	F1106	1	Swivel union
14	F1174	1	Cylinder collar (used with 1" dia. spring only)

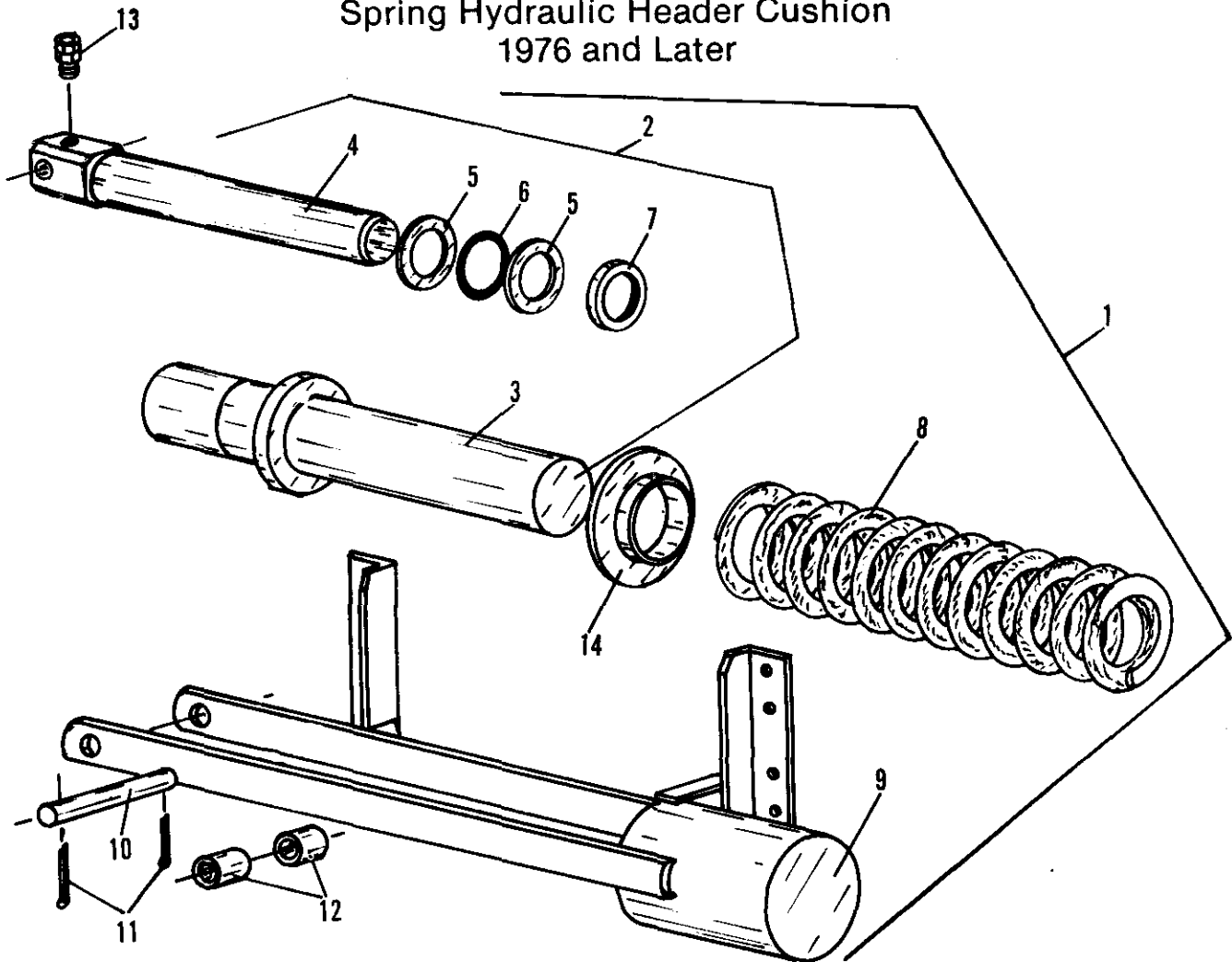
IHC 815, 915^{7/25}



KEY	PART NO.	NO. USED	DESCRIPTION
1	F1173	Assy.	Spring Hydraulic Header Cushion for IHC 815, 915 13½' & 14½' platforms
	F1177	Assy.	Spring Hydraulic Header Cushion for IHC 815, 915 15½' & 16½' Platforms
	F1181	Assy.	Spring Hydraulic Header Cushion for IHC 815, 915 18½' & 20½' Platforms
2	F1211	1	Tee Coupler, ½ JIC Tube
3	F1212	1	Hose, 20' ½ Male Pipe-½ Female Swivel JIC
4	F1460	2	Mounting Bracket

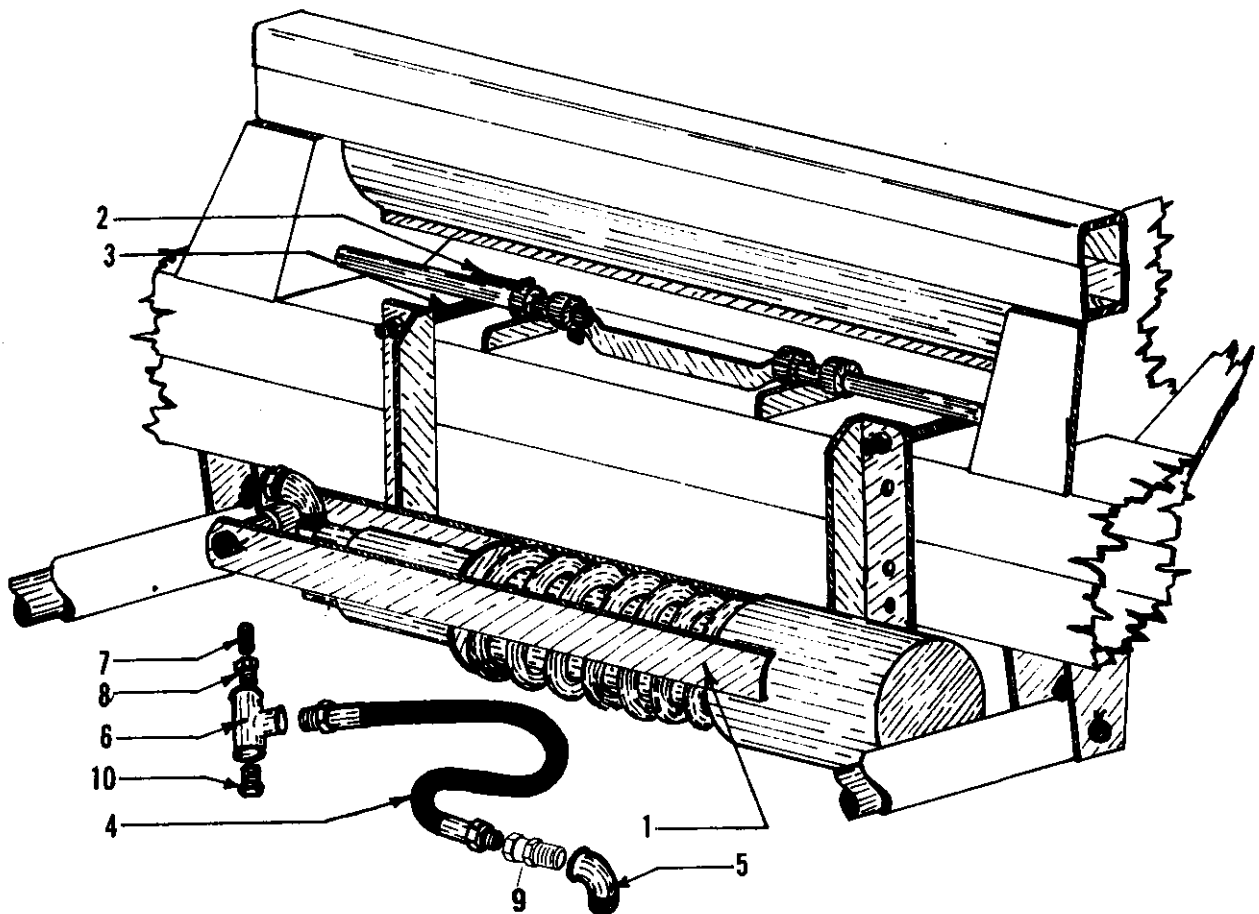
COMMON PARTS

Spring Hydraulic Header Cushion 1976 and Later



KEY	PART NO.	NO. USED	DESCRIPTION
1	F1175	Assy.	Header Cushion assy. with 5/8 dia. spring
	F1173	Assy.	Header Cushion assy. with 3/4 dia. spring
	F1177	Assy.	Header Cushion assy. with 7/8 dia. spring
	F1181	Assy.	Header Cushion assy. with 1" dia. spring
2	F1049	Assy.	Hydraulic cylinder assembly
3	F1050	1	Cylinder
4	F1051	1	Piston, Hydraulic cylinder
5	F1052	2	Backup ring (leather washer—install with rough side next to "O" ring)
6	F1053	1	"O" ring seal
7	F1054	1	Wiper seal (install with lip turned out)
	F1055	-	Seal repair kit (2-F1052, 1-F1053, 1-F1054)
8	F1160	1	Spring, compression 5/8 dia.
	F1153	1	Spring, compression 3/4 dia.
	F1103	1	Spring, compression 7/8 dia.
	F1176	1	Spring, compression 1" dia.
9	F1170	1	Bracket, 1" dia. spring
	F1101	1	Bucket, 7/8, 3/4, 5/8 dia. spring
10	F1171	1	Cross head pin, F1170 Bucket
	F1021	1	Cross head pin, F1101 Bucket
11	F1022	2	Cotter key 1/4" x 1 1/2"
12	F1172	2	Cross head spacer, F1170 Bucket
	F1023	2	Cross head spacer, F1101 Bucket
13	F1106	1	Swivel union
14	F1174	1	Cylinder collar (used with 1" dia. spring only)

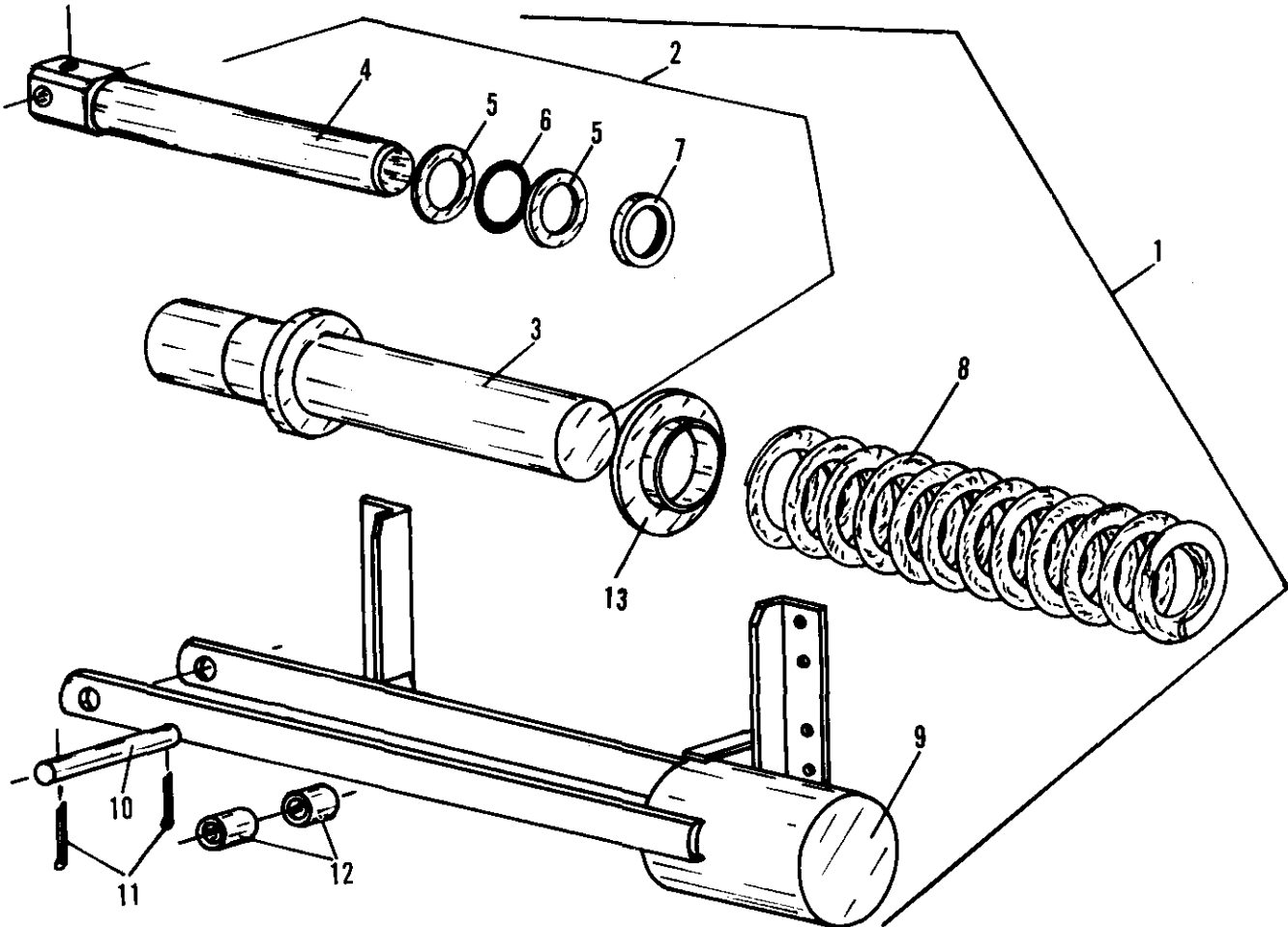
7/25
JOHN DEERE 55 & 95 (Prior To 1964)



KEY	PART NO.	NO. USED	DESCRIPTION
1	F1173	Assy.	Spring Hydraulic Header Cushion, Assembly for JD 55, 95, 12' & 14' Headers
	F1177	Assy.	Spring Hydraulic Header Cushion, Assembly for JD 95, 16' Headers
	F1181	Assy.	Spring Hydraulic Header Cushion, Assembly for JD 95, 18' & 20' Headers
2	F1252	1	Cross Head Angle, Pair
3	F1452	4	Bolt, 7/16 x 7" Cap Screw
4	F1104	1	Hydraulic Hose 20" (Optional)
	F1105	1	Hydraulic Hose 30" Standard Length, 1/2 M—NPT both ends
5	F1155	1	1/2" Ell
6	F1107	1	Tee Coupling
7	F1108	1	Male 3/8" Adapter
8	F1109	2	Female Reducer
9	F1106	1	Swivel Union

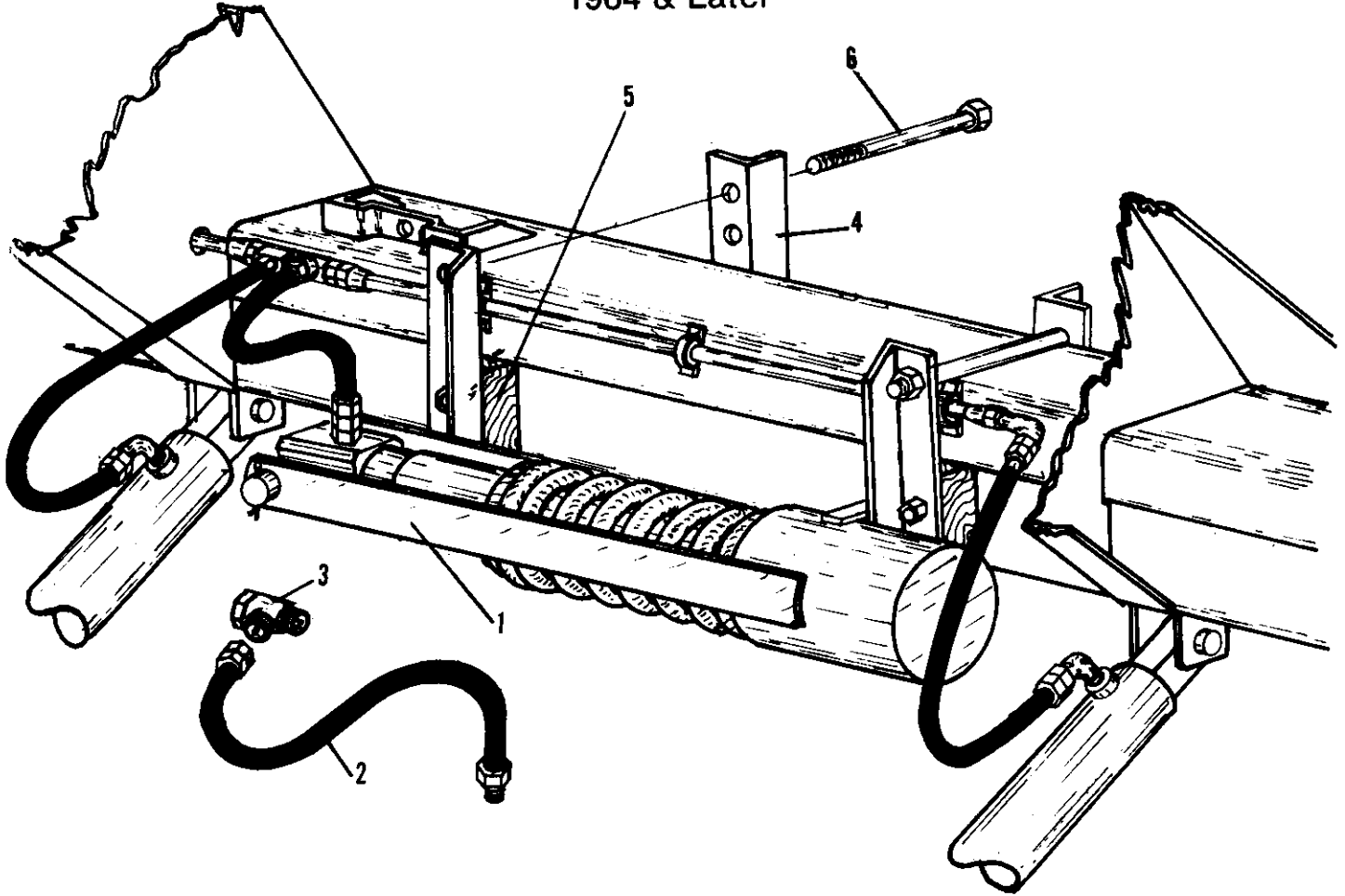
COMMON PARTS

Spring Hydraulic Header Cushion 1976 and Later



KEY	PART NO.	NO. USED	DESCRIPTION
1	F1175	Assy.	Header Cushion assy. with 5/8 dia. spring
	F1173	Assy.	Header Cushion assy. with 3/4 dia. spring
	F1177	Assy.	Header Cushion assy. with 7/8 dia. spring
	F1181	Assy.	Header Cushion assy. with 1" dia. spring
2	F1049	Assy.	Hydraulic cylinder assembly
3	F1050	1	Cylinder
4	F1051	1	Piston, Hydraulic cylinder
5	F1052	2	Backup ring (leather washer—install with rough side next to "O" ring)
			"O" ring seal
6	F1053	1	"O" ring seal
7	F1054	1	Wiper seal (install with lip turned out)
	F1055	-	Seal repair kit (2-F1052, 1-F1053, 1-F1054)
8	F1160	1	Spring, compression 5/8 dia.
	F1153	1	Spring, compression 3/4 dia.
	F1103	1	Spring, compression 7/8 dia.
	F1176	1	Spring, compression 1" dia.
9	F1170	1	Bracket, 1" dia. spring
	F1101	1	Bucket, 7/8, 3/4, 5/8 dia. spring
10	F1171	1	Cross head pin, F1170 Bucket
	F1021		Cross head pin, F1101 Bucket
11	F1022	2	Cotter key 1/4" x 1 1/2"
12	F1172	2	Cross head spacer, F1170 Bucket
	F1023	2	Cross head spacer, F1101 Bucket
13	F1174	1	Cylinder collar (used with 1" dia. spring only)

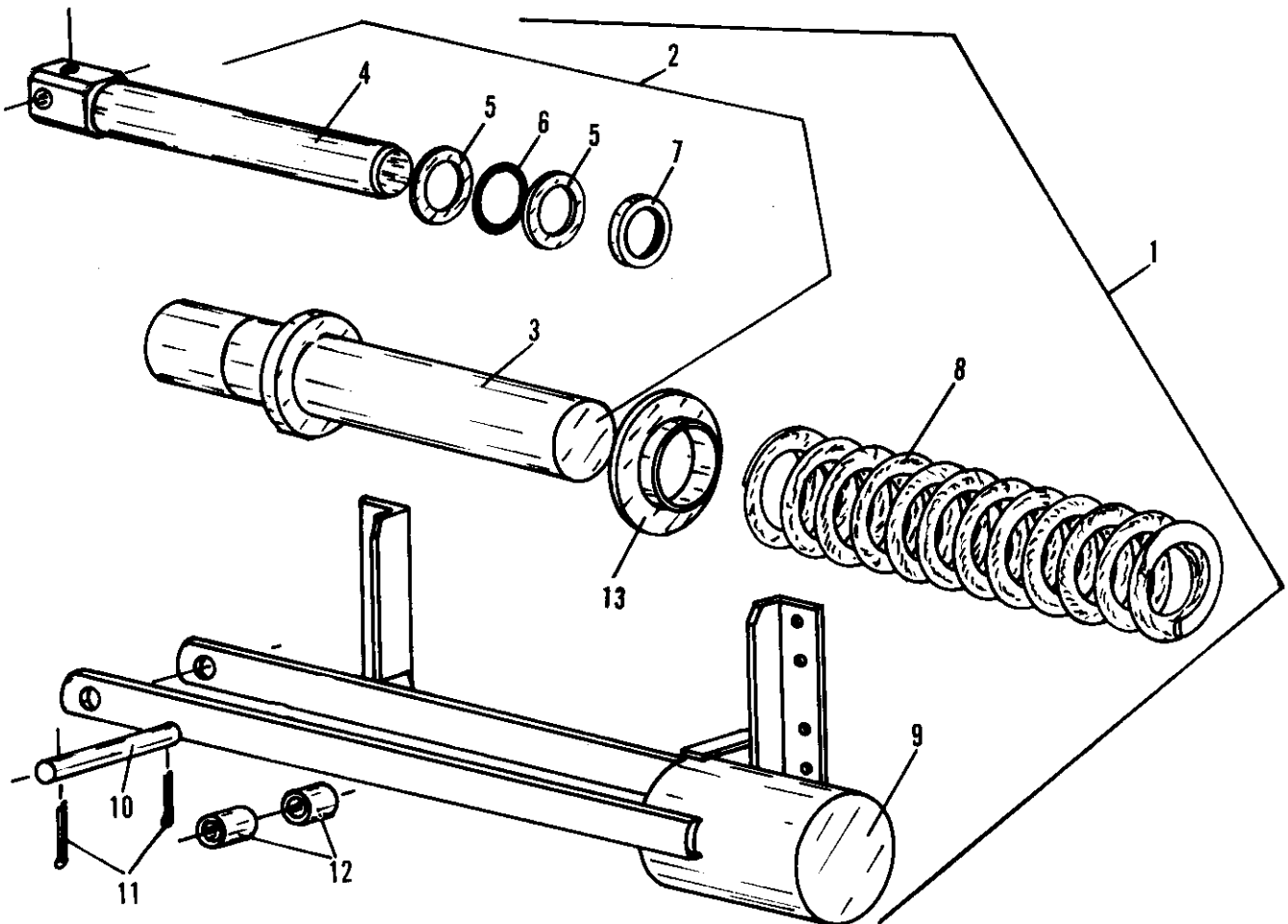
7/25
JOHN DEERE 55, 95 & 105
 1964 & Later



KEY	PART NO.	NO. USED	DESCRIPTION
1	F1173	Assy.	Spring Hydraulic Header Cushion, for John Deere 55, 95 & 105, 12', 13', and 14' Platforms
	F1177	Assy.	Spring Hydraulic Header Cushion, for John Deere 55, 95 & 105, 15', 16', Platforms
	F1181	Assy.	Spring Hydraulic Header Cushion for John Deere 95 & 105, 18', 19', & 20', Platforms
2	F1212	1	Hose, 20', 1/2 M-NPT x 1/2 Tube 37° (JIC) Female Swivel
3	F1211	1	Tee Coupler
4	F1252	1	Angle, Cross Head, Pair
5	F1605	2	Spacer w/bolts
6	F1606	4	7/16 UNC x 9 Cap Screw
		4	7/16 UNC Hex Lock Nut

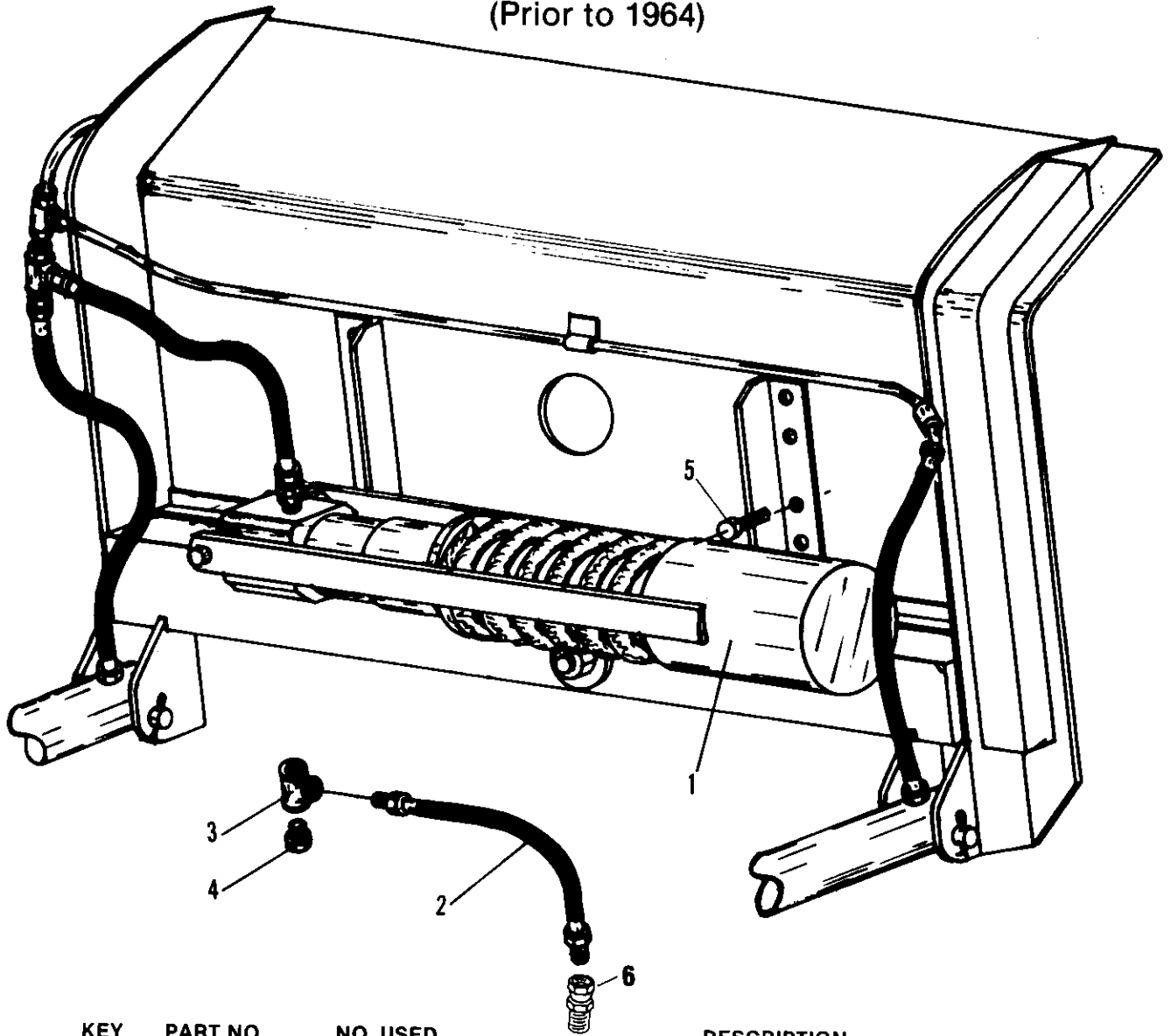
COMMON PARTS

Spring Hydraulic Header Cushion 1976 and Later



KEY	PART NO.	NO. USED	DESCRIPTION
1	F1175	Assy.	Header Cushion assy. with 5/8 dia. spring
	F1173	Assy.	Header Cushion assy. with 3/4 dia. spring
	F1177	Assy.	Header Cushion assy. with 7/8 dia. spring
	F1181	Assy.	Header Cushion assy. with 1" dia. spring
2	F1049	Assy.	Hydraulic cylinder assembly
3	F1050	1	Cylinder
4	F1051	1	Piston, Hydraulic cylinder
5	F1052	2	Backup ring (leather washer—install with rough side next to "O" ring)
			"O" ring seal
6	F1053	1	"O" ring seal
7	F1054	1	Wiper seal (install with lip turned out)
	F1055	-	Seal repair kit (2-F1052, 1-F1053, 1-F1054)
8	F1160	1	Spring, compression 5/8 dia.
	F1153	1	Spring, compression 3/4 dia.
	F1103	1	Spring, compression 7/8 dia.
	F1176	1	Spring, compression 1" dia.
9	F1170	1	Bracket, 1" dia. spring
	F1101	1	Bucket, 7/8, 3/4, 5/8 dia. spring
10	F1171	1	Cross head pin, F1170 Bucket
	F1021		Cross head pin, F1101 Bucket
11	F1022	2	Cotter key 1/4" x 1 1/2"
12	F1172	2	Cross head spacer, F1170 Bucket
	F1023	2	Cross head spacer, F1101 Bucket
13	F1174	1	Cylinder collar (used with 1" dia. spring only)

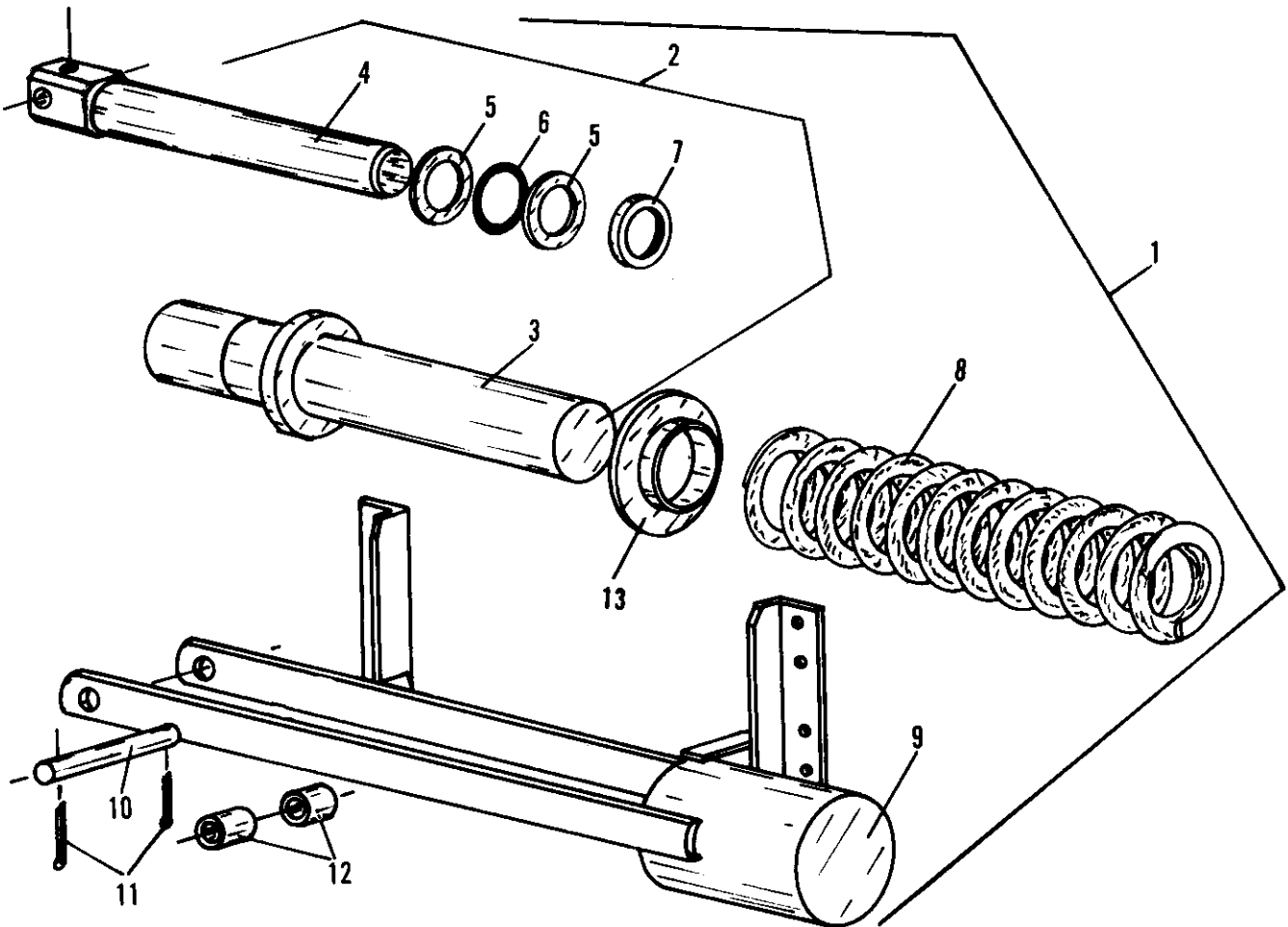
JOHN DEERE 95H (Prior to 1964)



KEY	PART NO.	NO. USED	DESCRIPTION
1	F1177	Assy.	Spring Hydraulic Header Cushion, Assembly for JD 95H 16' Headers
	F1181	Assy.	Spring Hydraulic Header Cushion, Assembly for JD 95H 18' Headers
2	F1104	1	Hydraulic Hose, 20", 1/2 M-NPT Both Ends
3	F1607	1	Swivel Nut Run Tee, 3/8 Tubes 37° (JIC) Female Swivel
4	F1608	1	Swivel Union, 1/2 F-NPT x 3/8 Tube 37° (JIC) Female Swivel
5	F1255	2	7/16 UNC x 1 1/2 Cap Screw
		2	7/16 UNC Hex Lock Nut
6	F1106	1	Swivel Union

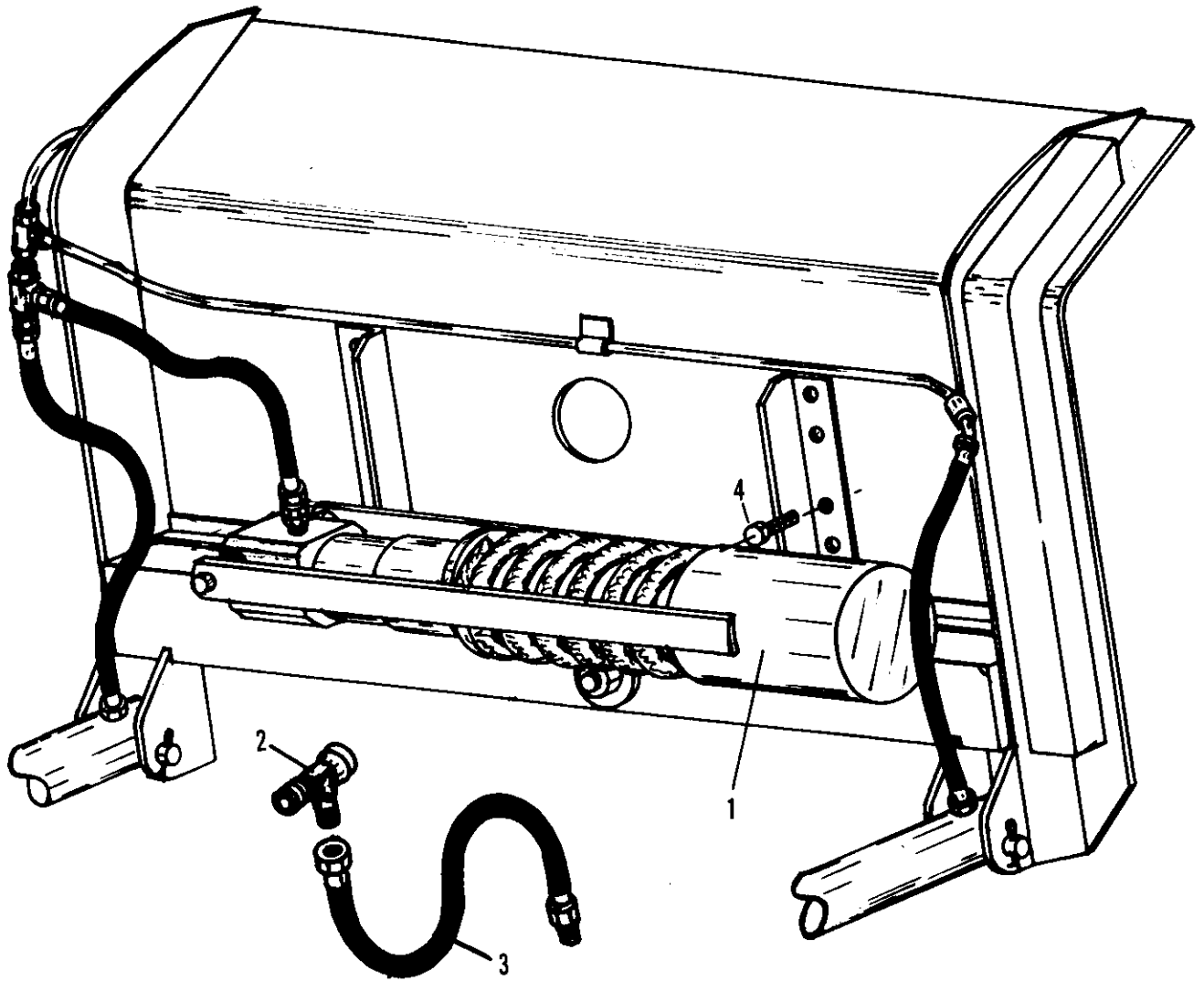
COMMON PARTS

Spring Hydraulic Header Cushion 1976 and Later



KEY	PART NO.	NO. USED	DESCRIPTION
1	F1175	Assy.	Header Cushion assy. with 5/8 dia. spring
	F1173	Assy.	Header Cushion assy. with 3/4 dia. spring
	F1177	Assy.	Header Cushion assy. with 7/8 dia. spring
	F1181	Assy.	Header Cushion assy. with 1" dia. spring
2	F1049	Assy.	Hydraulic cylinder assembly
3	F1050	1	Cylinder
4	F1051	1	Piston, Hydraulic cylinder
5	F1052	2	Backup ring (leather washer—install with rough side next to "O" ring)
		1	"O" ring seal
6	F1053	1	"O" ring seal
7	F1054	1	Wiper seal (install with lip turned out)
	F1055	-	Seal repair kit (2-F1052, 1-F1053, 1-F1054)
	F1055	-	Seal repair kit (2-F1052, 1-F1053, 1-F1054)
8	F1160	1	Spring, compression 5/8 dia.
	F1153	1	Spring, compression 3/4 dia.
	F1103	1	Spring, compression 7/8 dia.
	F1176	1	Spring, compression 1" dia.
9	F1170	1	Bracket, 1" dia. spring
	F1101	1	Bucket, 7/8, 3/4, 5/8 dia. spring
10	F1171	1	Cross head pin, F1170 Bucket
	F1021	1	Cross head pin, F1101 Bucket
11	F1022	2	Cotter key 1/4" x 1 1/2"
12	F1172	2	Cross head spacer, F1170 Bucket
	F1023	2	Cross head spacer, F1101 Bucket
13	F1174	1	Cylinder collar (used with 1" dia. spring only)

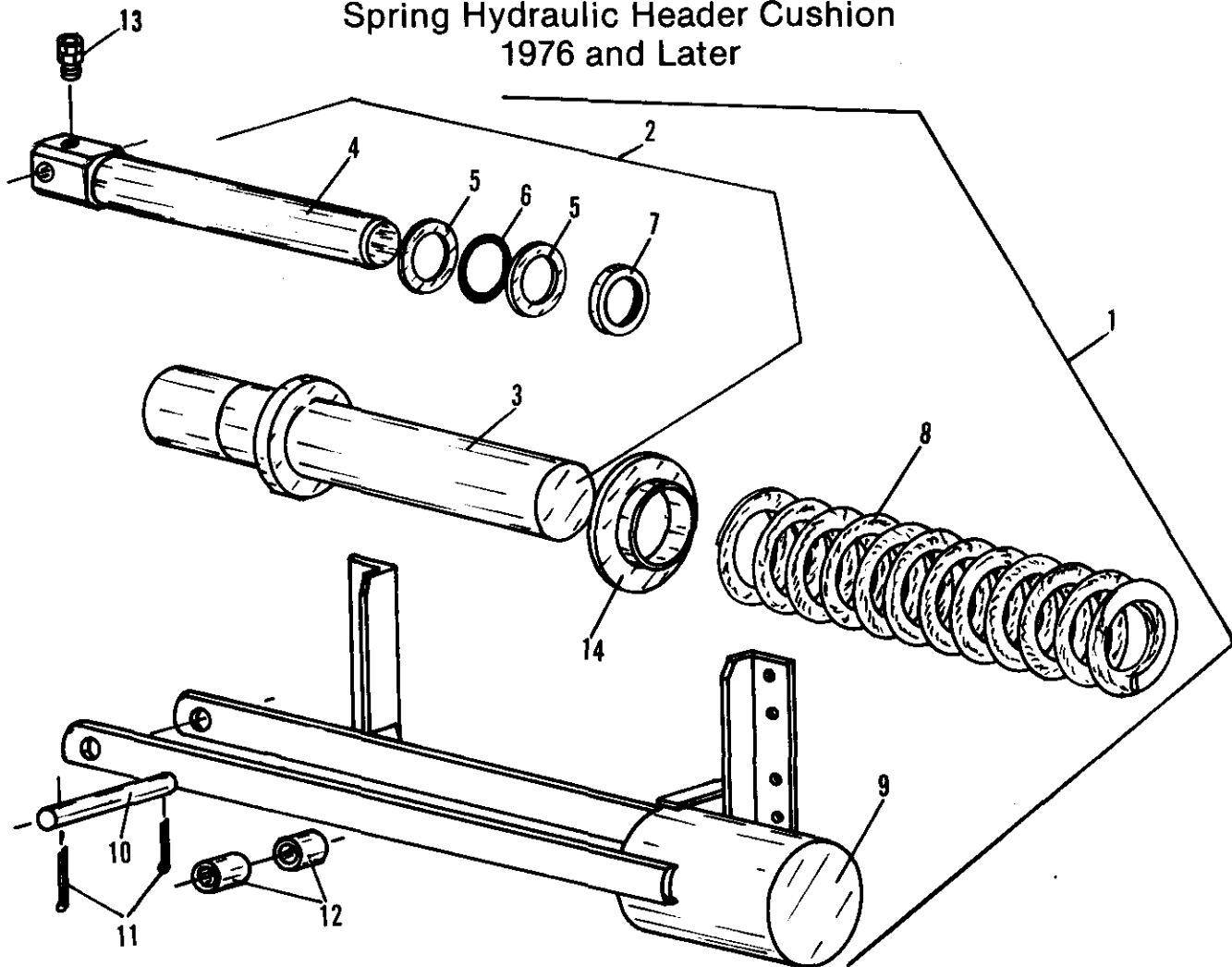
JOHN DEERE 95H (1964 & Later)



KEY	PART NO.	NO. USED	DESCRIPTION
1	F1177	Assy.	Spring Hydraulic Header Cushion, Assembly for JD 95H 16' Headers
	F1181	Assy.	Spring Hydraulic Header Cushion, Assembly for JD 95H 18' Headers
2	F1211	1	Tee Coupler, 1/2 JIC Tube
3	F1212	1	Hose, 20", 1/2 Male Pipe 1/2 Female Swivel JIC
4	F1255	2	7/16 x 1 1/2 Cap Screw
	—	2	7/16 UNC Hex Lock Nut

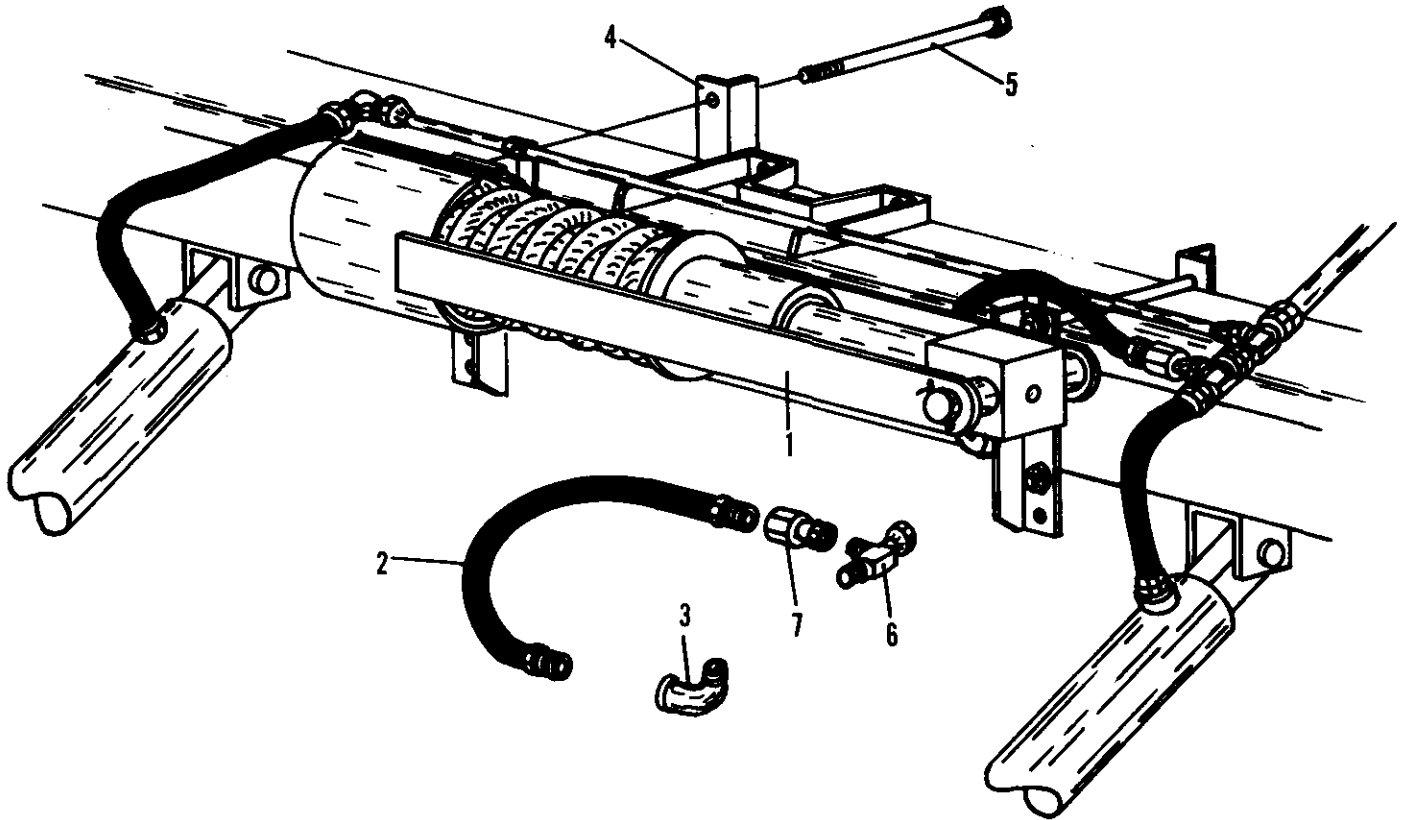
COMMON PARTS

Spring Hydraulic Header Cushion 1976 and Later



KEY	PART NO.	NO. USED	DESCRIPTION
1	F1175	Assy.	Header Cushion assy. with 5/8 dia. spring
	F1173	Assy.	Header Cushion assy. with 3/4 dia. spring
	F1177	Assy.	Header Cushion assy. with 7/8 dia. spring
	F1181	Assy.	Header Cushion assy. with 1" dia. spring
2	F1049	Assy.	Hydraulic cylinder assembly
3	F1050	1	Cylinder
4	F1051	1	Piston, Hydraulic cylinder
5	F1052	2	Backup ring (leather washer—install with rough side next to "O" ring)
6	F1053	1	"O" ring seal
7	F1054	1	Wiper seal (install with lip turned out)
	F1055	-	Seal repair kit (2-F1052, 1-F1053, 1-F1054)
8	F1160	1	Spring, compression 5/8 dia.
	F1153	1	Spring, compression 3/4 dia.
	F1103	1	Spring, compression 7/8 dia.
	F1176	1	Spring, compression 1" dia.
9	F1170	1	Bracket, 1" dia. spring
	F1101	1	Bucket, 7/8, 3/4, 5/8 dia. spring
10	F1171	1	Cross head pin, F1170 Bucket
	F1021	1	Cross head pin, F1101 Bucket
11	F1022	2	Cotter key 1/4" x 1 1/2"
12	F1172	2	Cross head spacer, F1170 Bucket
	F1023	2	Cross head spacer, F1101 Bucket
13	F1106	1	Swivel union
14	F1174	1	Cylinder collar (used with 1" dia. spring only)

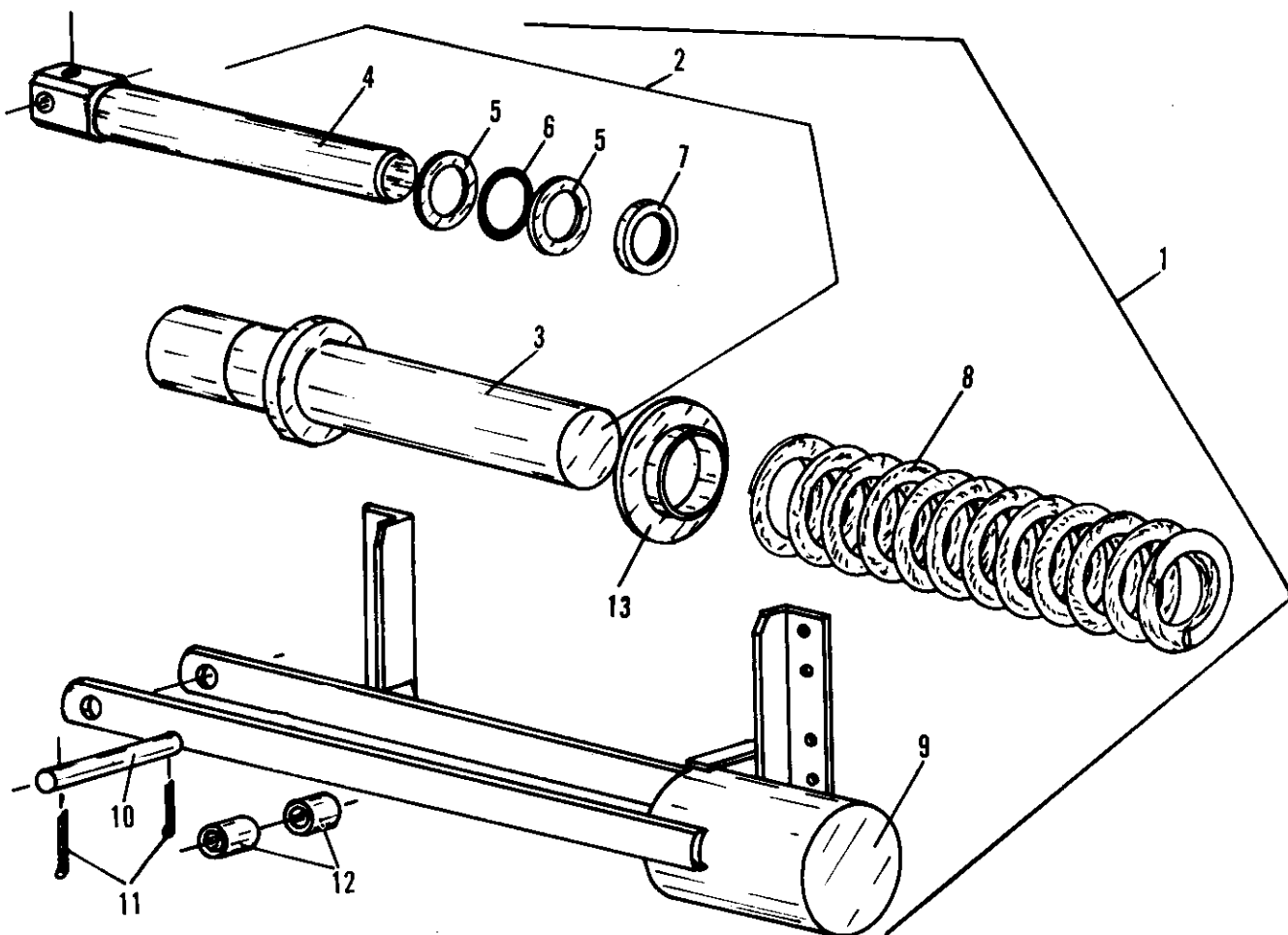
JOHN DEERE 4400



KEY	PART NO.	NO. USED	DESCRIPTION
1	F1173	Assy.	Spring Hydraulic Header Cushion, for John Deere 4400 13' & 14' Platforms
	F1177	Assy.	Spring Hydraulic Header Cushion for John Deere 4400 15' & 16' Platforms
	F1181	Assy.	Spring Hydraulic Header Cushion, for John Deere 4400 18' & 20' Platforms
2	F1104	1	Hose, 20", 1/2 M-NPT Both Ends
3	F1155	1	1/2" Ell
4	F1252	1	Angle, Cross Head, Pair
5	F1452	4	7/16 UNC x 7 Cap Screw
6	F1607	1	Tee Coupling
7	F1608	1	Adapter, 9/16-18 Female x 1/2 NPT Female
	—	4	7/16 UNC Hex Lock Nut

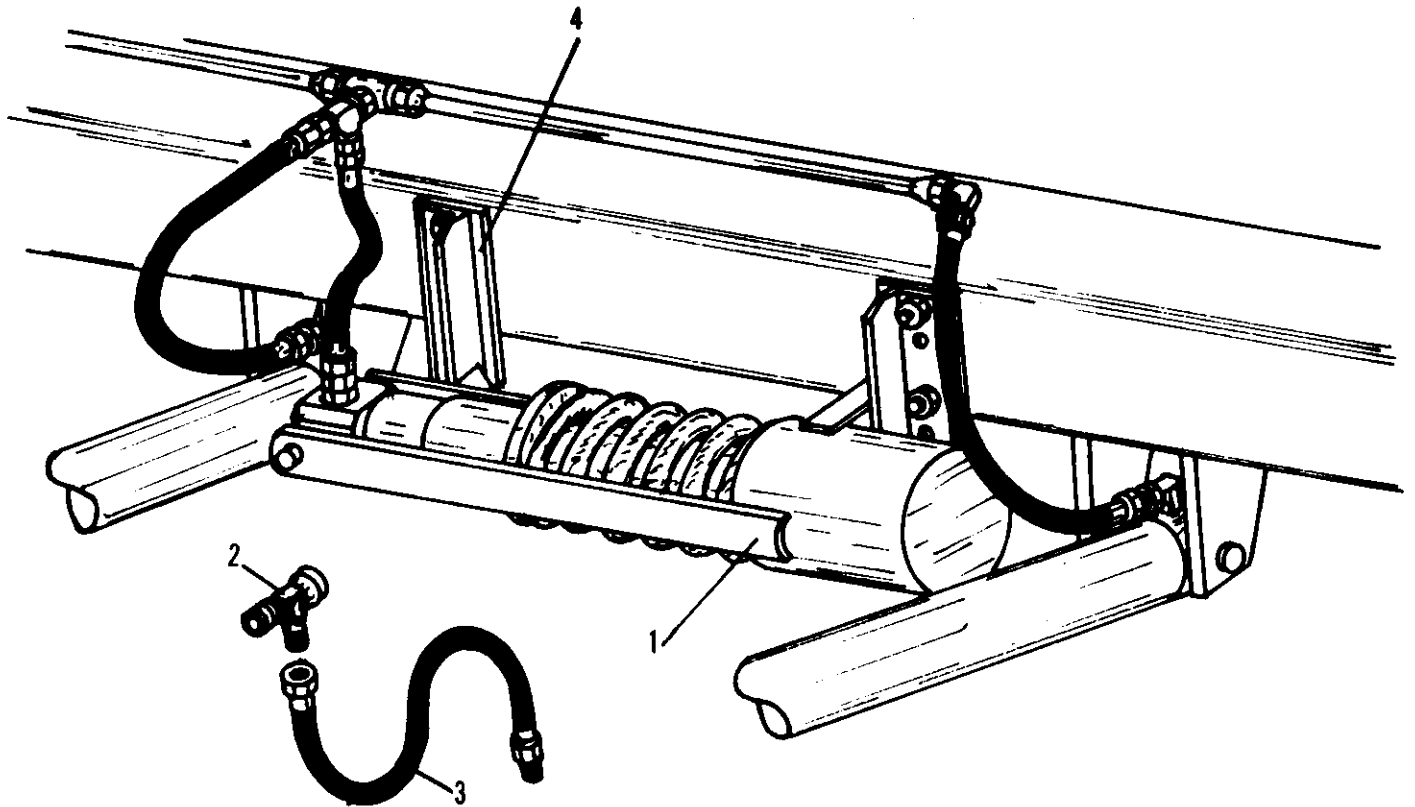
COMMON PARTS

Spring Hydraulic Header Cushion 1976 and Later



KEY	PART NO.	NO. USED	DESCRIPTION
1	F1175	Assy.	Header Cushion assy. with 5/8 dia. spring
	F1173	Assy.	Header Cushion assy. with 3/4 dia. spring
	F1177	Assy.	Header Cushion assy. with 7/8 dia. spring
	F1181	Assy.	Header Cushion assy. with 1" dia. spring
2	F1049	Assy.	Hydraulic cylinder assembly
3	F1050	1	Cylinder
4	F1051	1	Piston, Hydraulic cylinder
5	F1052	2	Backup ring (leather washer—install with rough side next to "O" ring)
			"O" ring seal
6	F1053	1	"O" ring seal
7	F1054	1	Wiper seal (install with lip turned out)
	F1055	-	Seal repair kit (2-F1052, 1-F1053, 1-F1054)
8	F1160	1	Spring, compression 5/8 dia.
	F1153	1	Spring, compression 3/4 dia.
	F1103	1	Spring, compression 7/8 dia.
	F1176	1	Spring, compression 1" dia.
9	F1170	1	Bracket, 1" dia. spring
	F1101	1	Bucket, 7/8, 3/4, 5/8 dia. spring
10	F1171	1	Cross head pin, F1170 Bucket
	F1021		Cross head pin, F1101 Bucket
11	F1022	2	Cotter key 1/4" x 1 1/2"
12	F1172	2	Cross head spacer, F1170 Bucket
	F1023	2	Cross head spacer, F1101 Bucket
13	F1174	1	Cylinder collar (used with 1" dia. spring only)

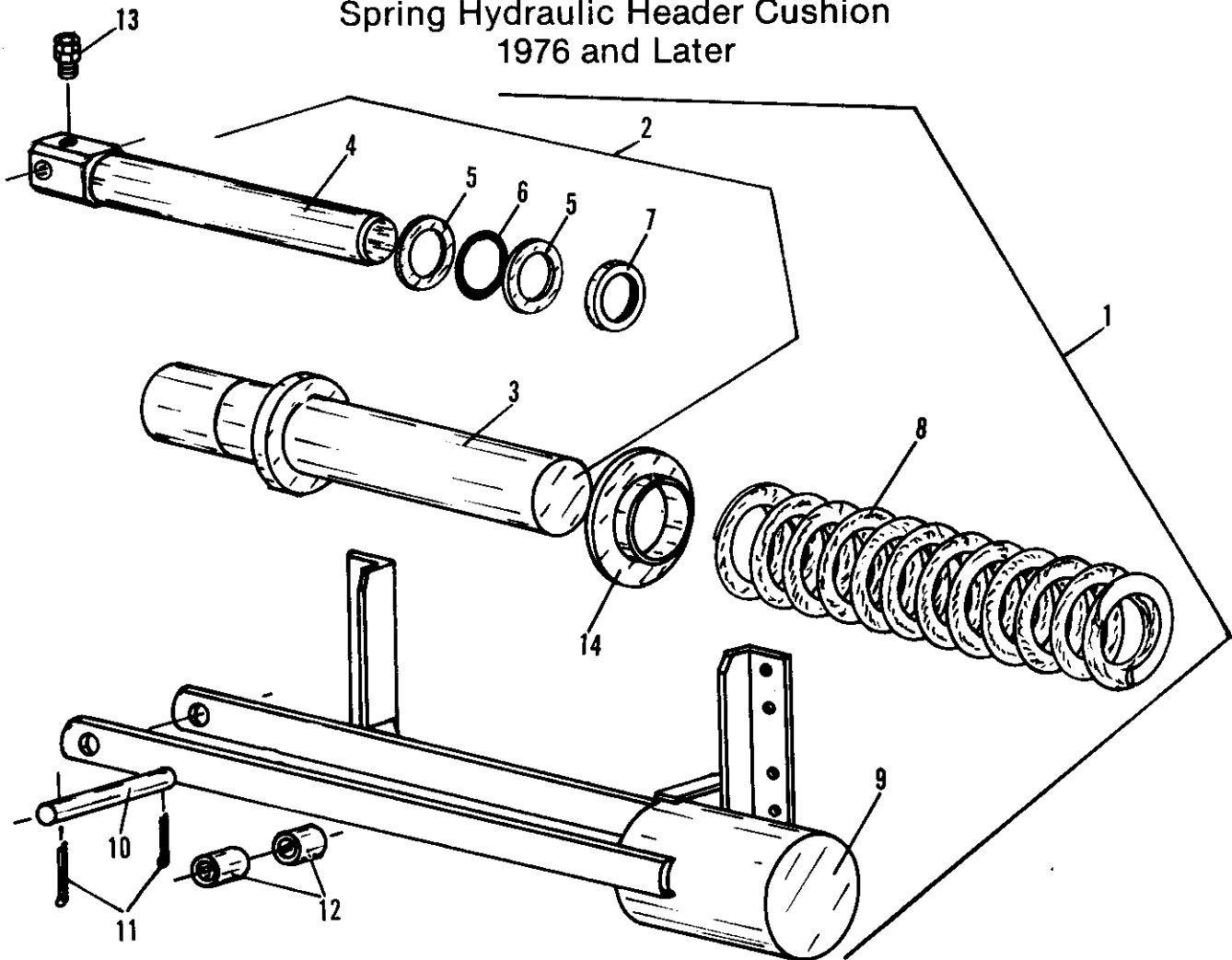
JOHN DEERE 6602



KEY	PART NO.	NO. USED	DESCRIPTION
1	F1181	Assy.	Spring Hydraulic Header Cushion for John Deere 6602
2	F1211	1	Tee Coupler, ½ JIC Tube
3	F1212	1	Hose, 20", ½ Male Pipe ½ Female Swivel JIC
4	F1460	2	Mounting Bracket

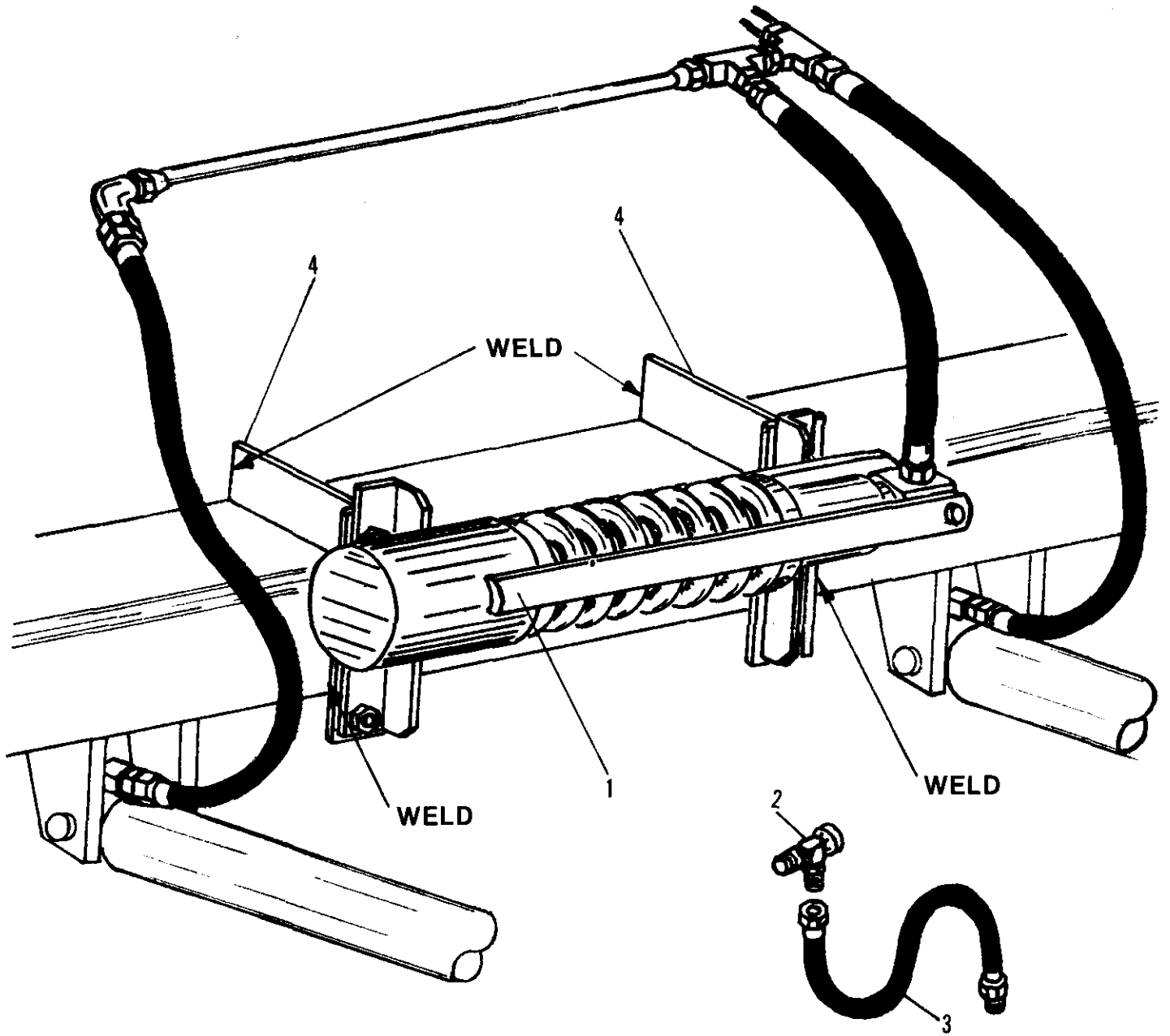
COMMON PARTS

Spring Hydraulic Header Cushion 1976 and Later



KEY	PART NO.	NO. USED	DESCRIPTION
1	F1175	Assy.	Header Cushion assy. with 5/8 dia. spring
	F1173	Assy.	Header Cushion assy. with 3/4 dia. spring
	F1177	Assy.	Header Cushion assy. with 7/8 dia. spring
	F1181	Assy.	Header Cushion assy. with 1" dia. spring
2	F1049	Assy.	Hydraulic cylinder assembly
3	F1050	1	Cylinder
4	F1051	1	Piston, Hydraulic cylinder
5	F1052	2	Backup ring (leather washer—install with rough side next to "O" ring)
6	F1053	1	"O" ring seal
7	F1054	1	Wiper seal (install with lip turned out)
	F1055	-	Seal repair kit (2-F1052, 1-F1053, 1-F1054)
8	F1160	1	Spring, compression 5/8 dia.
	F1153	1	Spring, compression 3/4 dia.
	F1103	1	Spring, compression 7/8 dia.
	F1176	1	Spring, compression 1" dia.
9	F1170	1	Bracket, 1" dia. spring
	F1101	1	Bucket, 7/8, 3/4, 5/8 dia. spring
10	F1171	1	Cross head pin, F1170 Bucket
	F1021		Cross head pin, F1101 Bucket
11	F1022	2	Cotter key 1/4" x 1 1/2"
12	F1172	2	Cross head spacer, F1170 Bucket
	F1023	2	Cross head spacer, F1101 Bucket
13	F1106	1	Swivel union
14	F1174	1	Cylinder collar (used with 1" dia. spring only)

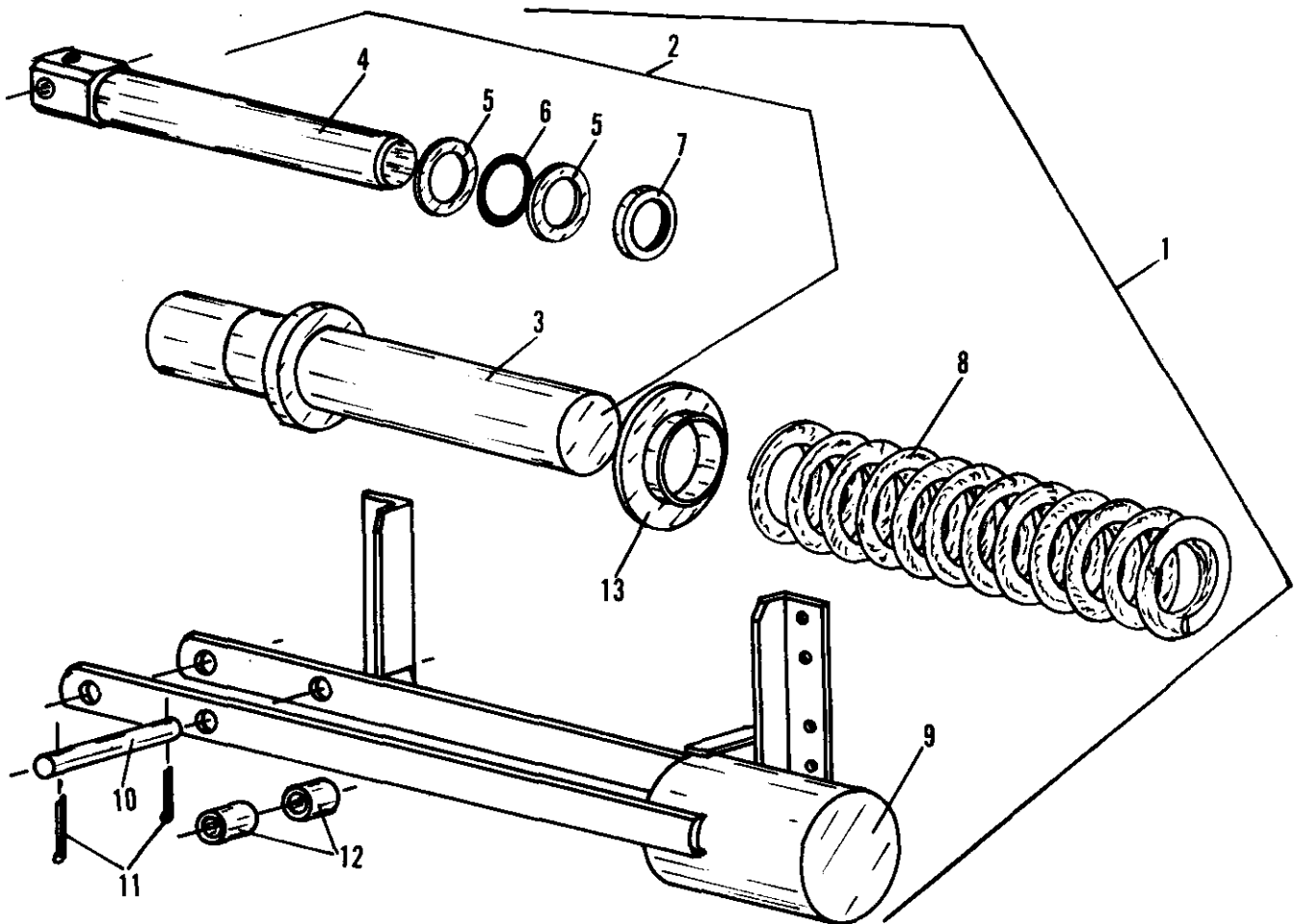
7/25
JOHN DEERE 6602 (1977 & LATER)



KEY	PART NO.	NO. USED	DESCRIPTION
1	F1182	Assy.	Spring Hydraulic Header Cushion for John Deere 6602
2	F1211	1	Tee Coupler, 1/2 JIC Tube
3	F1212	1	Hose, 20", 1/2 Male Pipe 1/2 Female Swivel JIC
4	F1461	2	Mounting Bracket

COMMON PARTS

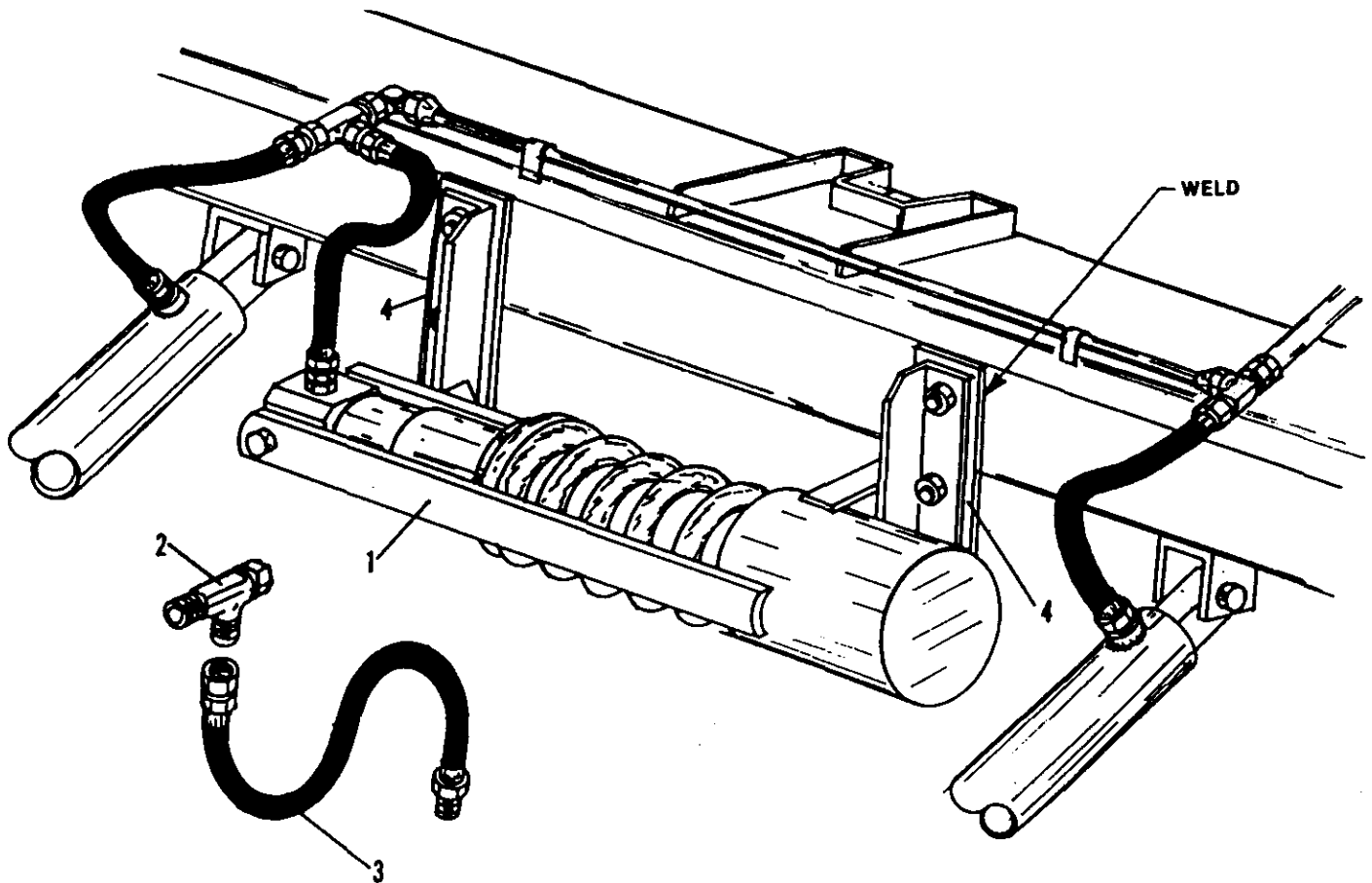
Spring Hydraulic Header Cushion 1976 and Later



KEY	PART NO.	NO. USED	DESCRIPTION
1	F1175	Assy.	Header Cushion assy. with 5/8 dia. spring
	F1173	Assy.	Header Cushion assy. with 3/4 dia. spring
	F1177	Assy.	Header Cushion assy. with 7/8 dia. spring
	F1181	Assy.	Header Cushion assy. with 1" dia. spring
	F1182	Assy.	Header Cushion assy. with 1" dia. spring
2	F1049	Assy.	Hydraulic cylinder assembly
3	F1050	1	Cylinder
4	F1051	1	Piston, Hydraulic cylinder
5	F1052	2	Backup ring (leather washer—install with rough side next to "O" ring)
			"O" ring seal
6	F1053	1	"O" ring seal
7	F1054	1	Wiper seal (install with lip turned out)
	F1055	-	Seal repair kit (2-F1052, 1-F1053, 1-F1054)
	F1052	-	Seal repair kit (2-F1052, 1-F1053, 1-F1054)
8	F1160	1	Spring, compression 5/8 dia.
	F1153	1	Spring, compression 3/4 dia.
	F1103	1	Spring, compression 7/8 dia.
	F1176	1	Spring, compression 1" dia.
9	F1170	1	Bracket, 1" dia. spring
	F1101	1	Bucket, 7/8, 3/4, 5/8 dia. spring
10	F1171	1	Cross head pin, F1170 Bucket
	F1021	1	Cross head pin, F1101 Bucket
11	F1022	2	Cotter key 1/4" x 1 1/2"
12	F1172	2	Cross head spacer, F1170 Bucket
	F1023	2	Cross head spacer, F1101 Bucket
13	F1174	1	Cylinder collar (used with 1" dia. spring only)

JOHN DEERE

6600, 6620, 7700, 7720, 8800, 8820

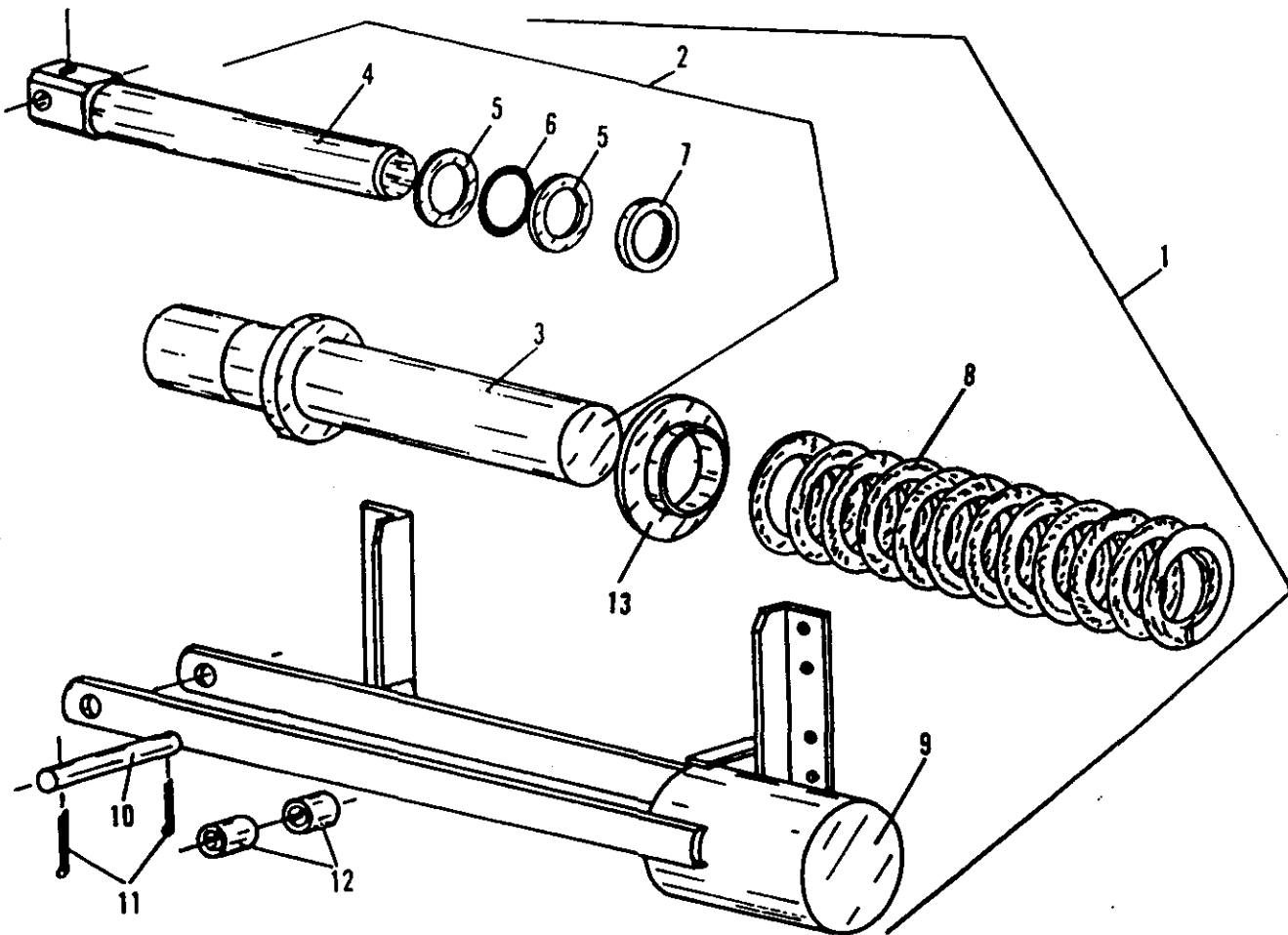


KEY	PART NO.	NO. USED	DESCRIPTION
1	F1173	Assy.	Spring Hydraulic Header Cushion, for John Deere 13' & 14' Platforms
	F1177	Assy.	Spring Hydraulic Header Cushion, for John Deere 15' & 16' Platforms
	F1181	Assy.	Spring Hydraulic Header Cushion, for John Deere 18' 20', 22' Platforms & 24' Platform
2	F1211	1	Swivel Nut Run Tee, ½ tube 37° (JIC)
3	F1213	1	30" Hose, ½ M-NPT x ½ tube 37° (JIC) Female Swivel
4	F1460	2	Mounting Bracket

Revised 1/82-L
45HC-481-CG

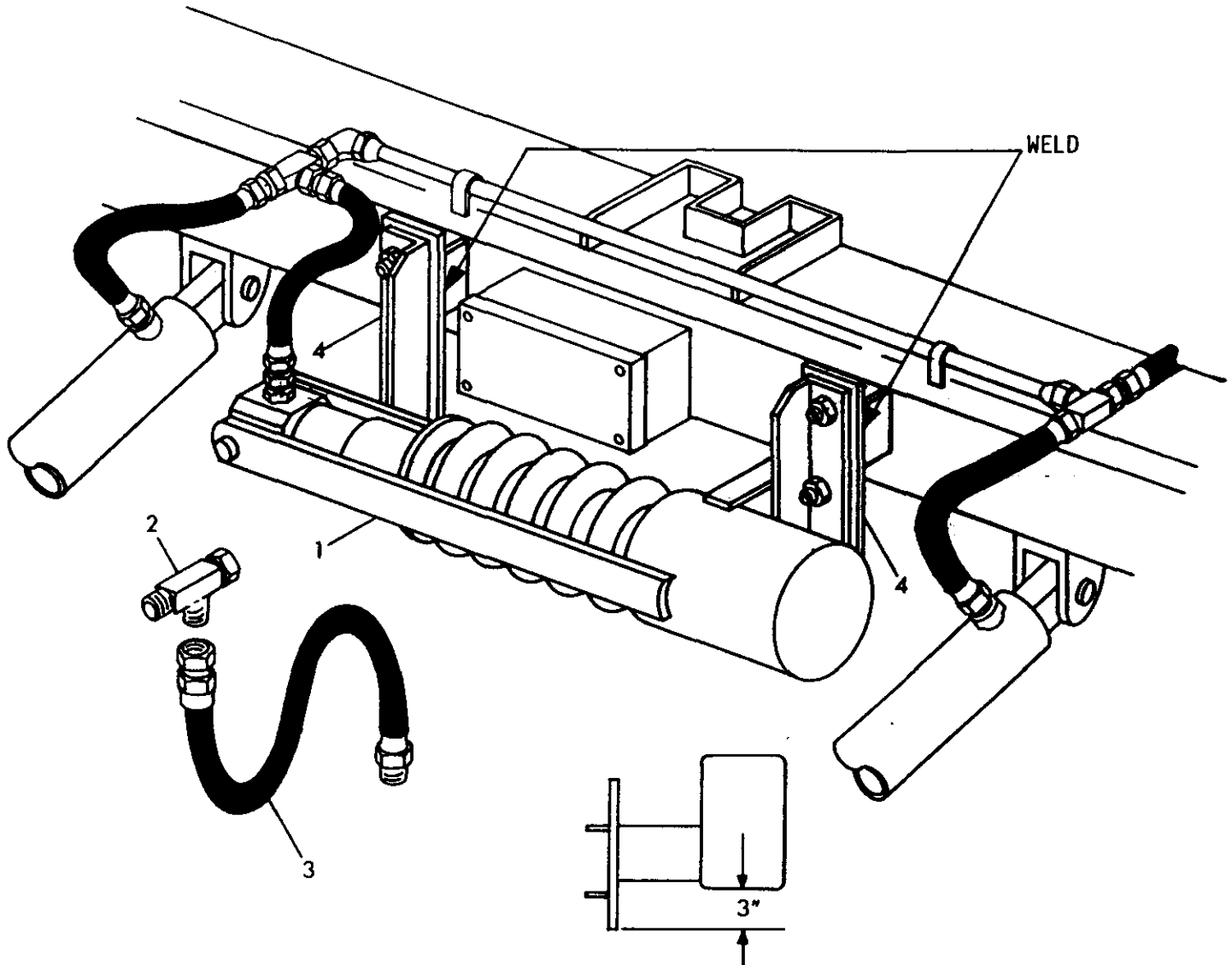
COMMON PARTS

Spring Hydraulic Header Cushion 1976 and Later



KEY	PART NO.	NO. USED	DESCRIPTION
1	F1175	Assy.	Header Cushion assy. with 5/8 dia. spring
	F1173	Assy.	Header Cushion assy. with 3/4 dia. spring
	F1177	Assy.	Header Cushion assy. with 7/8 dia. spring
	F1181	Assy.	Header Cushion assy. with 1" dia. spring
2	F1049	Assy.	Hydraulic cylinder assembly
3	F1050	1	Cylinder
4	F1051	1	Piston, Hydraulic cylinder
5	F1052	2	Backup ring (leather washer—install with rough side next to "O" ring)
			"O" ring seal
6	F1053	1	"O" ring seal
			Wiper seal (install with lip turned out)
			Seal repair kit (2-F1052, 1-F1053, 1-F1054)
			Spring, compression 5/8 dia.
8	F1153	1	Spring, compression 3/4 dia.
			Spring, compression 7/8 dia.
			Spring, compression 1" dia.
			Bracket, 1" dia. spring
9	F1170	1	Bucket, 7/8, 3/4, 5/8 dia. spring
			Bucket, 7/8, 3/4, 5/8 dia. spring
10	F1171	1	Cross head pin, F1170 Bucket
			Cross head pin, F1101 Bucket
11	F1022	2	Cotter key 1/4" x 1 1/2"
			Cotter key 1/4" x 1 1/2"
12	F1172	2	Cross head spacer, F1170 Bucket
			Cross head spacer, F1101 Bucket
13	F1174	1	Cylinder collar (used with 1" dia. spring only)

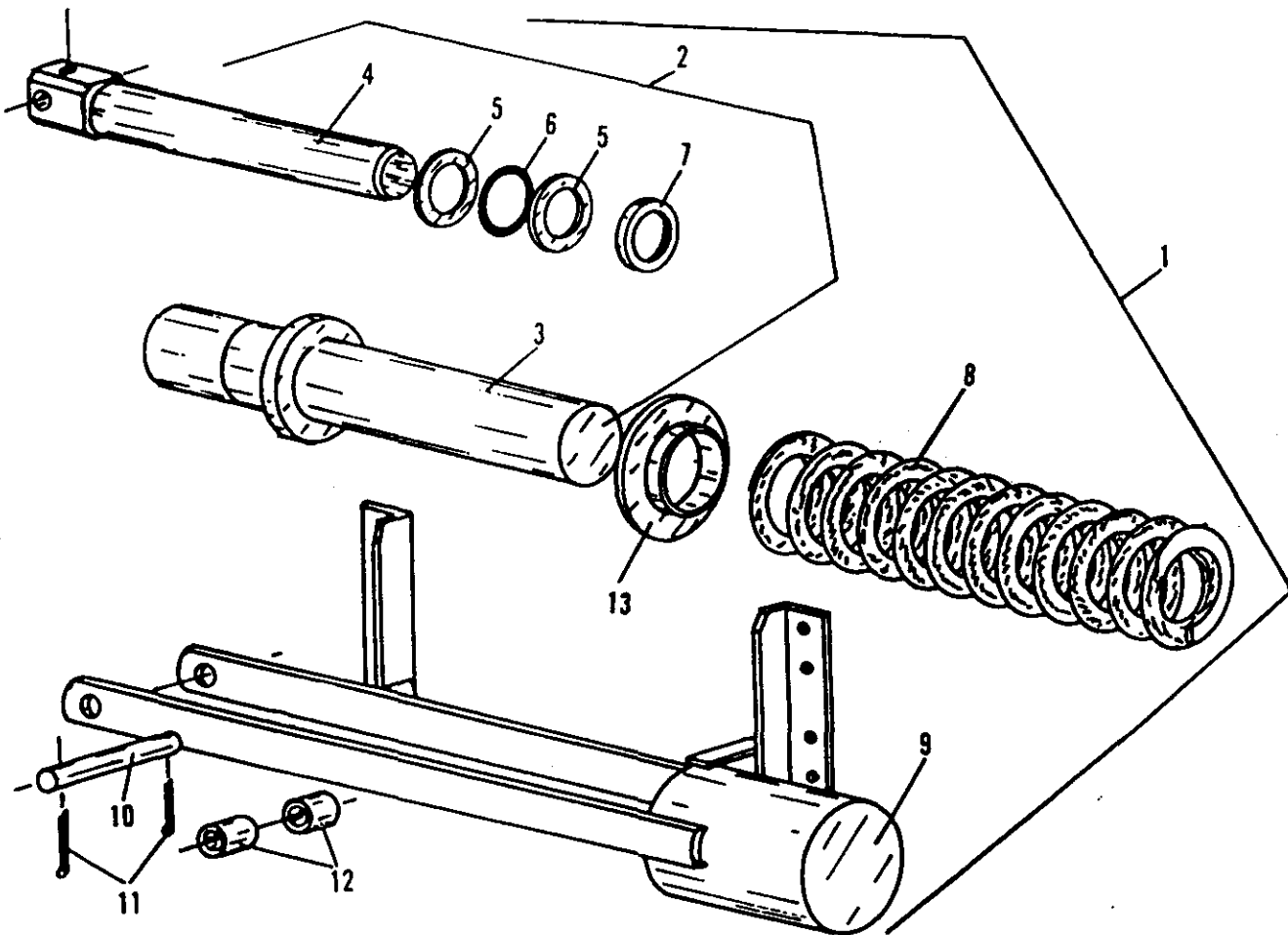
7/25
JOHN DEERE
 SideHill 6600, SideHill 6620



KEY	PART NO.	NO. USED	DESCRIPTION
1	F1173	Assembly	Spring Hydraulic Header Cushion for Side Hill 6600, Side Hill 6620, 13' & 14' Platforms.
	F1177	Assembly	Spring Hydraulic Header Cushion for Side Hill 6600, Side Hill 6620, 15' & 16' Platforms.
	F1181	Assembly	Spring Hydraulic Header Cushion for Side Hill 6600, Side Hill 6620, 18', 20', 22', 24' Platforms.
2	F1211	1	Swivel Nut Run Tee, 1/2 tube 37° (JIC)
3	F1213	1	30" Hose, 1/2 M-NPT x 1/2 tube 37° (JIC) Female Swivel
4	F1462	2	Mounting Bracket

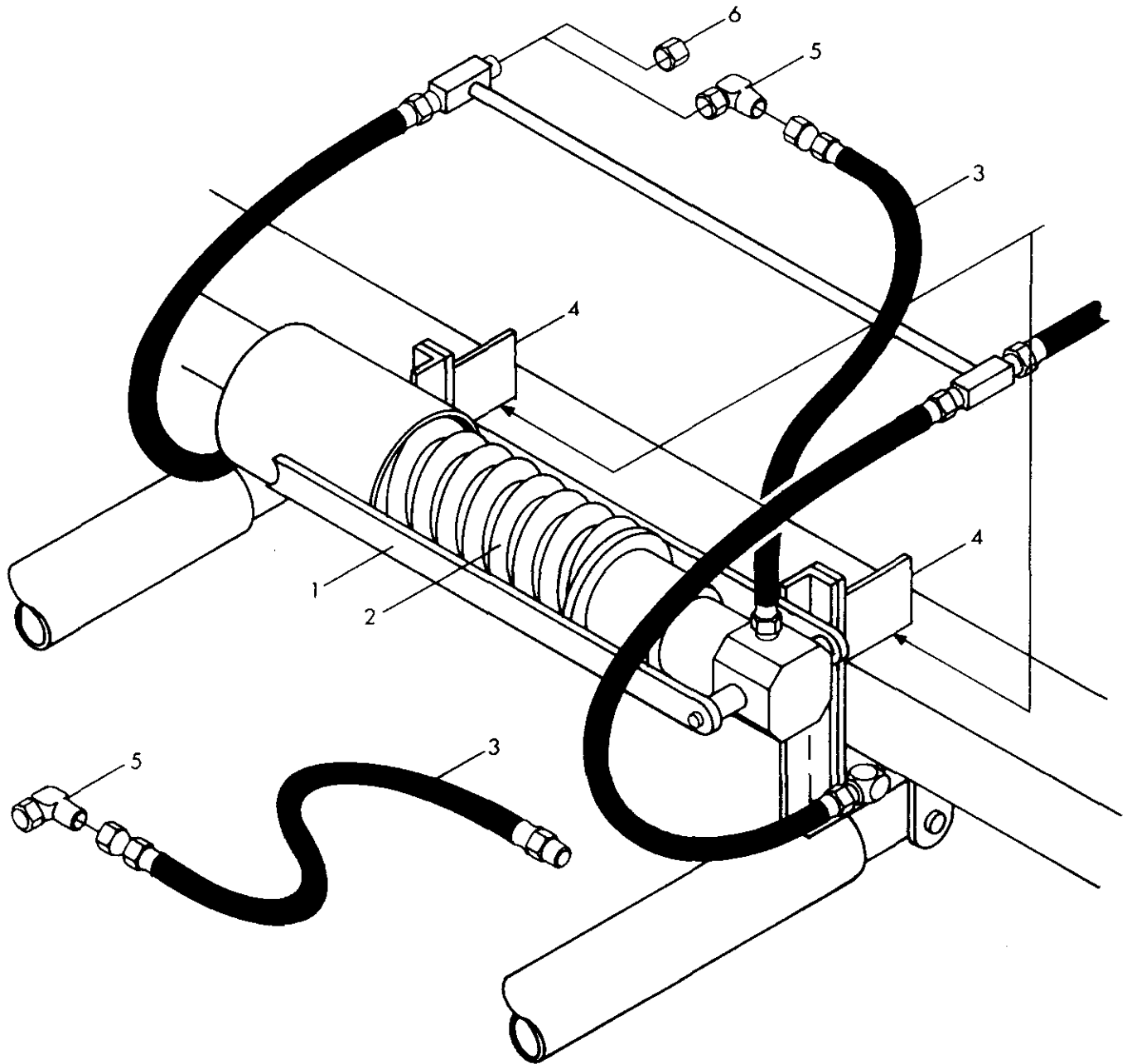
COMMON PARTS

Spring Hydraulic Header Cushion 1976 and Later



KEY	PART NO.	NO. USED	DESCRIPTION
1	F1175	Assy.	Header Cushion assy. with 5/8 dia. spring
	F1173	Assy.	Header Cushion assy. with 3/4 dia. spring
	F1177	Assy.	Header Cushion assy. with 7/8 dia. spring
	F1181	Assy.	Header Cushion assy. with 1" dia. spring
2	F1049	Assy.	Hydraulic cylinder assembly
3	F1050	1	Cylinder
4	F1051	1	Piston, Hydraulic cylinder
5	F1052	2	Backup ring (leather washer—install with rough side next to "O" ring)
			"O" ring seal
6	F1053	1	"O" ring seal
	F1054	1	Wiper seal (install with lip turned out)
8	F1055	-	Seal repair kit (2-F1052, 1-F1053, 1-F1054)
	F1160	1	Spring, compression 5/8 dia.
	F1153	1	Spring, compression 3/4 dia.
	F1103	1	Spring, compression 7/8 dia.
9	F1176	1	Spring, compression 1" dia.
	F1170	1	Bracket, 1" dia. spring
	F1101	1	Bucket, 7/8, 3/4, 5/8 dia. spring
	F1171	1	Cross head pin, F1170 Bucket
10	F1021	1	Cross head pin, F1101 Bucket
	F1022	2	Cotter key 1/4" x 1 1/2"
11	F1172	2	Cross head spacer, F1170 Bucket
	F1023	2	Cross head spacer, F1101 Bucket
12	F1174	1	Cylinder collar (used with 1" dia. spring only)

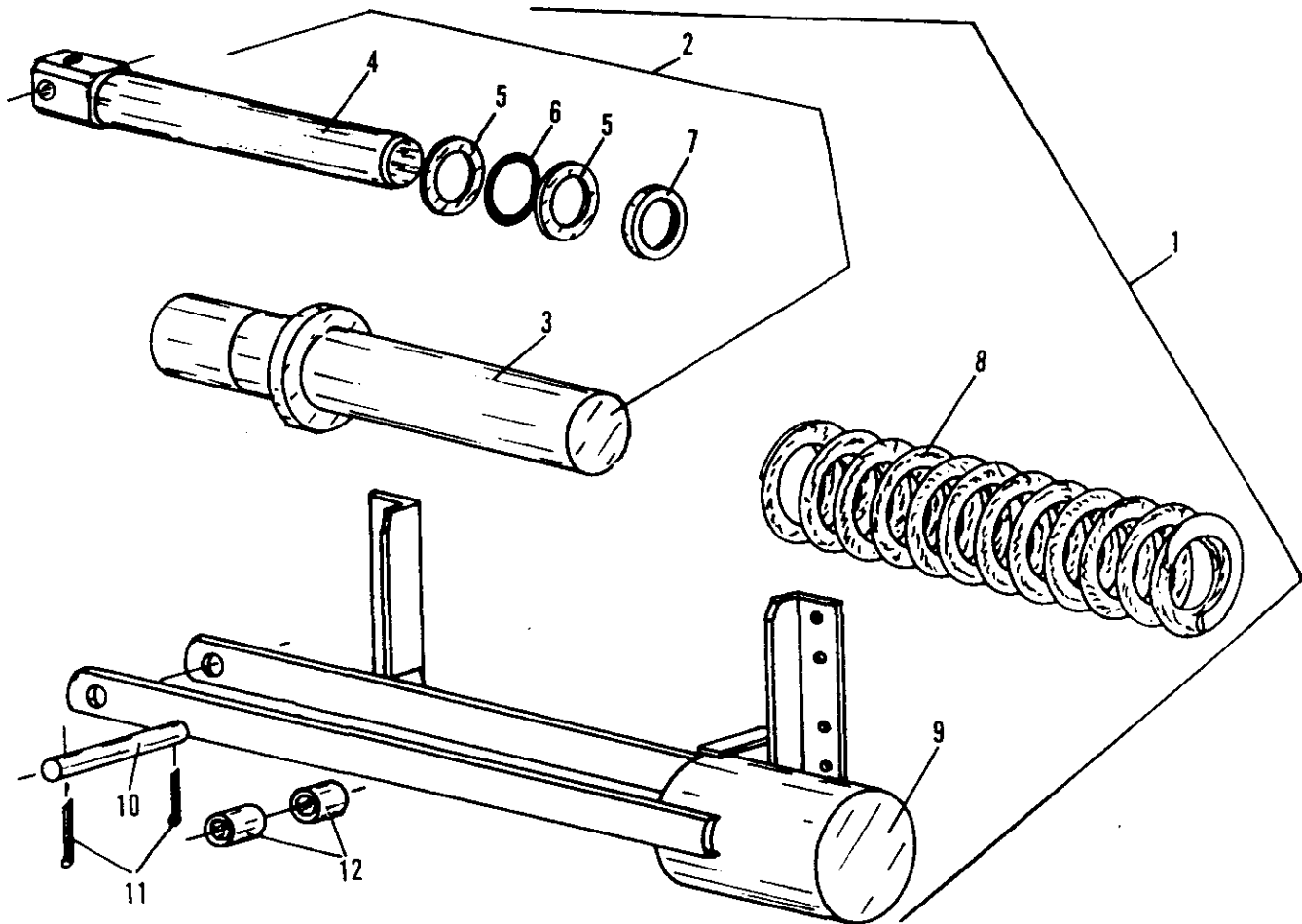
JOHN DEERE 6622 ^{7/25} (1982 and Later) 222 HILLSIDE HEADER



KEY	PART NO.	NO. USED	DESCRIPTION
	F1183	Assembly	Header Cushion Assembly, John Deere 6622 w/222 Hillside Header
1	F1170	1	Bucket
2	F1180	1	Spring, 1-1/8" Compression
3	F1214	1	Hose Assembly, 43", 1/2 Male Pipe x 1/2 Female Swivel JIC
4	F1461	2	Mounting Bracket
5	F1615	1	90° Swivel Nut Elbow
6			John Deere Tube Cap, Discard, Install F1615 & F1214

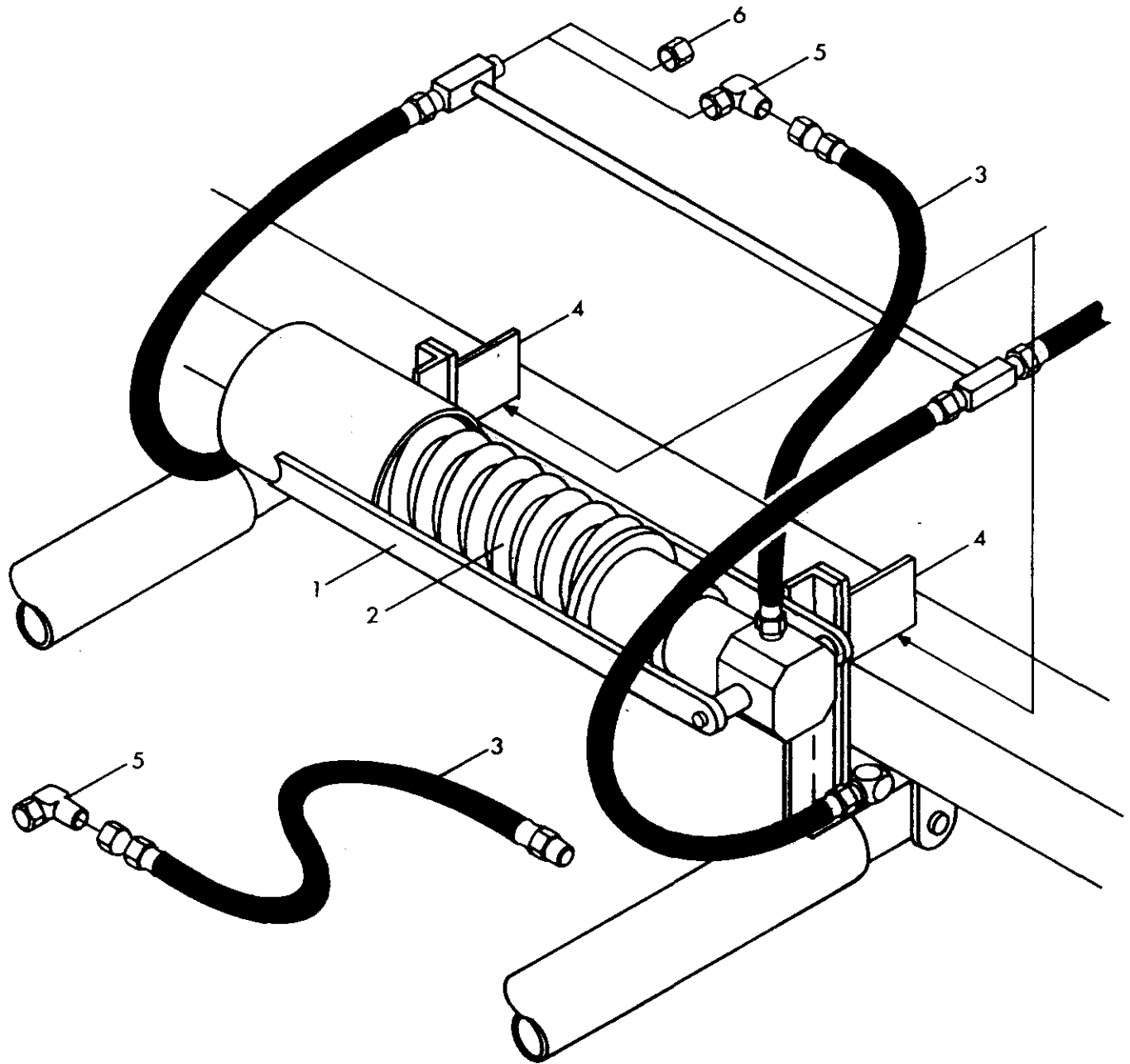
COMMON PARTS

Spring Hydraulic Header Cushion 1-1/8 Dia. Spring, 1982 and Later



KEY	PART NO.	NO. USED	DESCRIPTION
1	F1183	Assy.	Header Cushion Assy. with 1-1/8" Diameter Spring
2	F1057	Assy.	Hydraulic Cylinder Assembly
3	F1056	1	Cylinder
4	F1051	1	Piston, Hydraulic Cylinder
5	F1052	2	Backup Ring (Leather Washer-Install with rough side next to O-Ring)
6	F1053	1	O-Ring Seal
7	F1054	1	Wiper Seal (Install with lip turned out)
	F1055	-	Seal Repair Kit (2-F1052, 1-F1053, 1-F1054).
8	F1180	1	Spring, Compression 1-1/8" Diameter
9	F1170	1	Bucket
10	F1171	1	Cross Head Pin, F1170 Bucket
11	F1022	2	Cotter Key 1/4" x 1-1/2"
12	F1172	2	Cross Head Spacer, F1170 Bucket

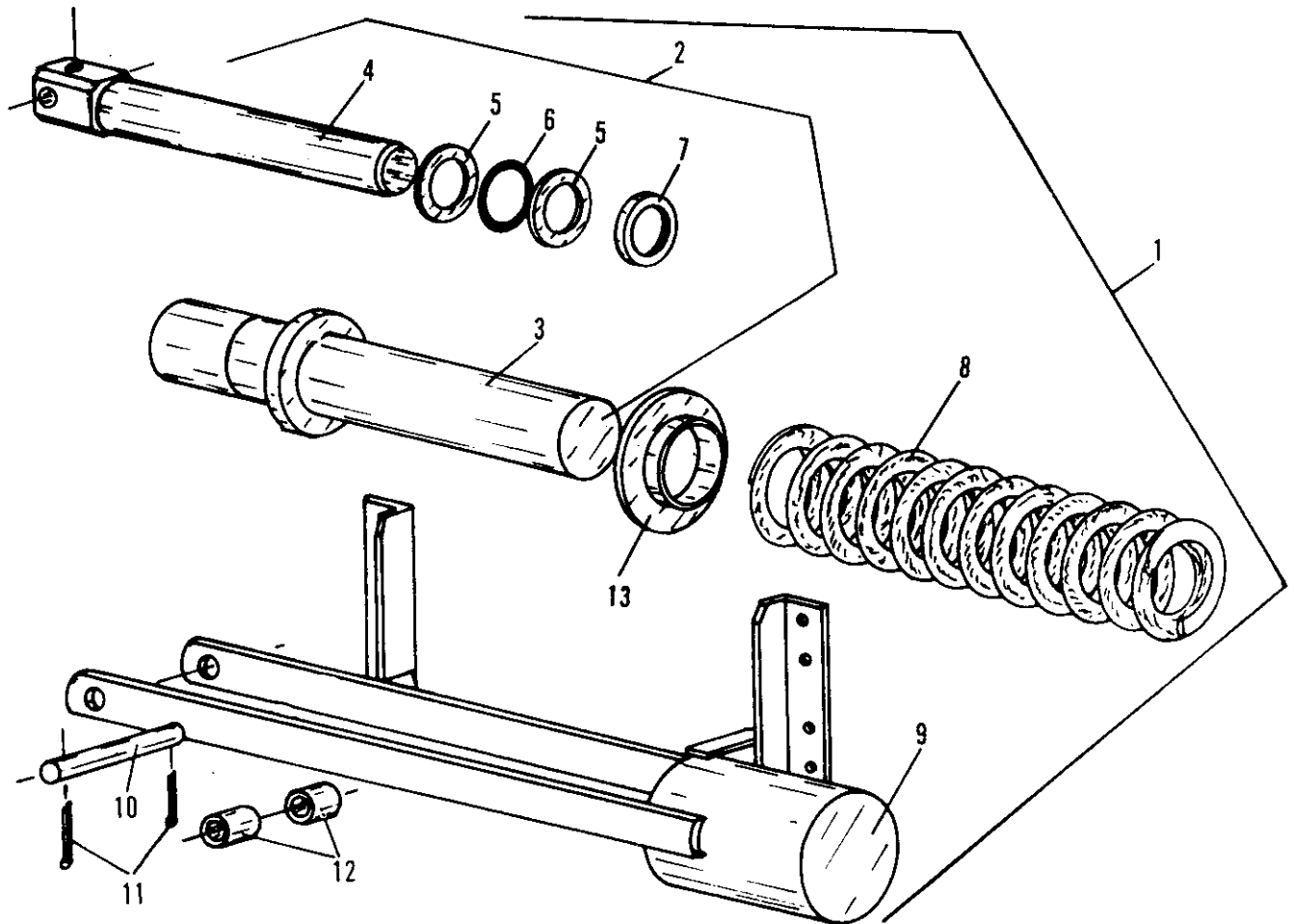
JOHN DEERE 6622 (Prior To 1982)



KEY	PART NO.	NO. USED	DESCRIPTION
	F1182	Assembly	Header Cushion Assembly, John Deere 6602, 6622, 18' & 20' Headers
1	F1170	1	Bucket
2	F1176	1	Spring, 1" Compression
3	F1214	1	Hose Assembly, 43", 1/2 Male Pipe x 1/2 Female Swivel JIC
4	F1461	2	Mounting Bracket
5	F1615	1	90° Swivel Nut Elbow
6			John Deere Tube Cap, Discard, Install F1615 & F1214

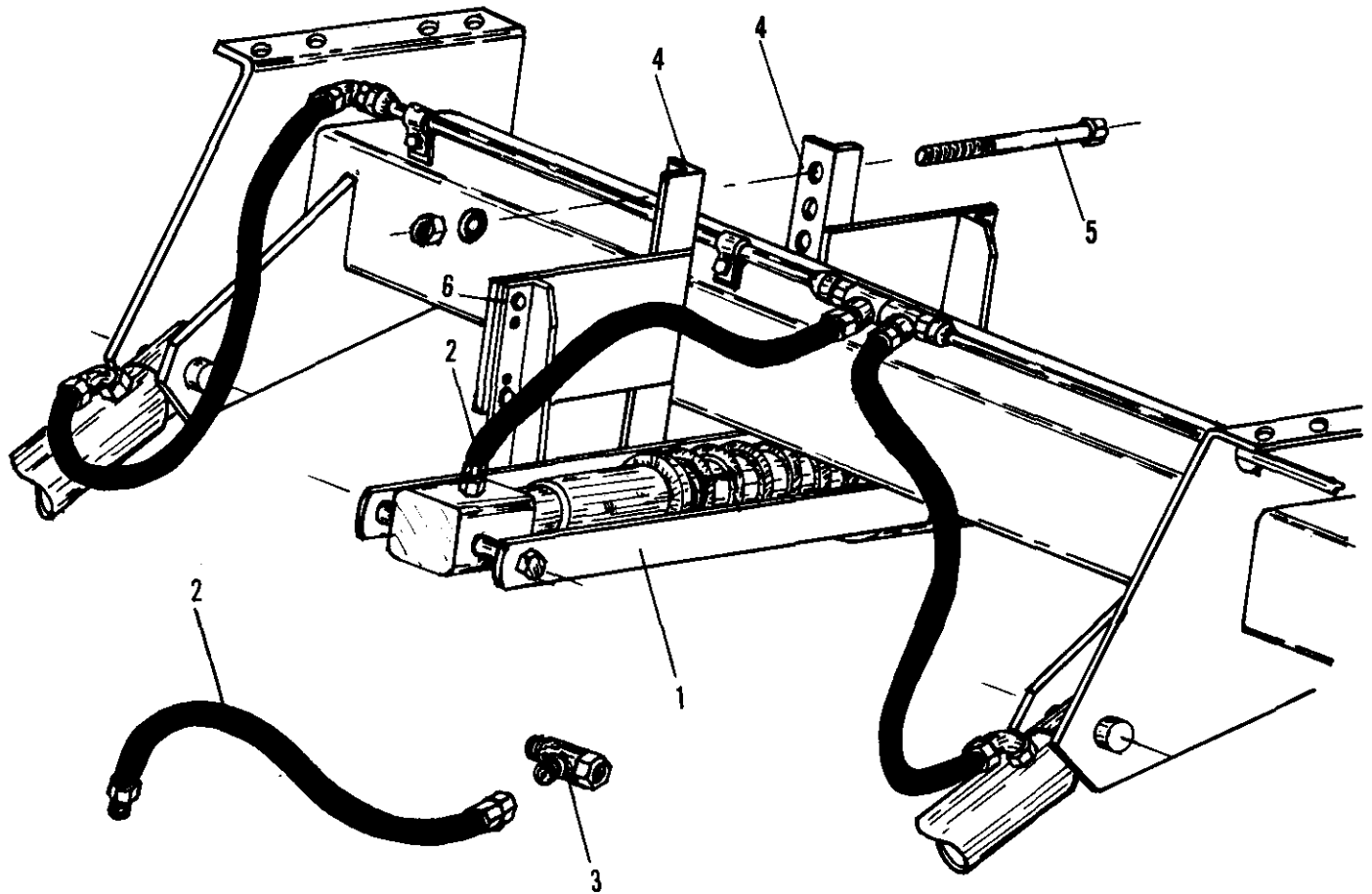
COMMON PARTS

Spring Hydraulic Header Cushion 1976 and Later



KEY	PART NO.	NO. USED	DESCRIPTION
1	F1175	Assy.	Header Cushion assy. with 5/8 dia. spring
	F1173	Assy.	Header Cushion assy. with 3/4 dia. spring
	F1177	Assy.	Header Cushion assy. with 7/8 dia. spring
	F1181, F1182	Assy.	Header Cushion assy. with 1" dia. spring
2	F1049	Assy.	Hydraulic cylinder assembly
3	F1050	1	Cylinder
4	F1051	1	Piston, Hydraulic cylinder
5	F1052	2	Backup ring (leather washer—install with rough side next to "O" ring)
			"O" ring seal
6	F1053	1	"O" ring seal
7	F1054	1	Wiper seal (install with lip turned out)
			Seal repair kit (2-F1052, 1-F1053, 1-F1054)
			Spring, compression 5/8 dia.
			Spring, compression 3/4 dia.
8	F1160	1	Spring, compression 7/8 dia.
			Spring, compression 1" dia.
			Bracket, 1" dia. spring
			Bucket, 7/8, 3/4, 5/8 dia. spring
10	F1171	1	Cross head pin, F1170 Bucket
			Cross head pin, F1101 Bucket
11	F1022	2	Cotter key 1/4" x 1 1/2"
			Cross head spacer, F1170 Bucket
12	F1172	2	Cross head spacer, F1170 Bucket
			Cross head spacer, F1101 Bucket
13	F1174	1	Cylinder collar (used with 1" dia. spring only)

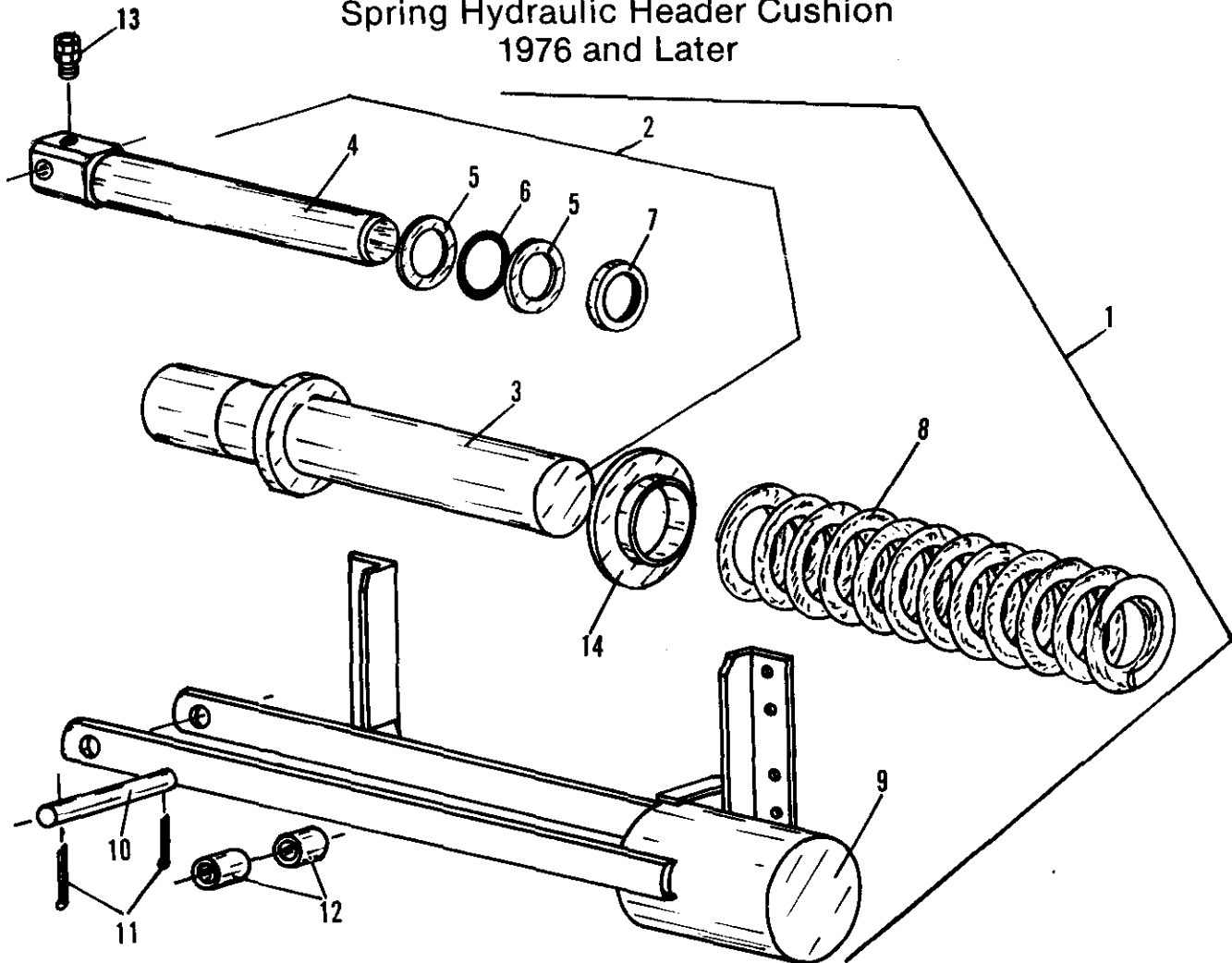
7/25 MASSEY FERGUSON 300 & 410



KEY	PART NO.	NO. USED	DESCRIPTION
1	F1173	Assy.	Spring Hydraulic Header Cushion for Massey Ferguson, 10', 11', 12', 13' & 14' Platforms
	F1177	Assy.	Spring Hydraulic Header Cushion, for Massey Ferguson 410 15' & 16' Platforms
	F1181	Assy.	Spring Hydraulic Header Cushion, for Massey Ferguson 410, 18' Platforms
2	F1212	1	Hose, 20", 1/2 M-NPT x 1/2 Tube 37° (JIC) Female Swivel
3	F1211	1	Tee Coupler
4	F1554	2	Axle Adapter
5	F1253	2	7/16" UNC x 6 1/2" Cap Screw
6	F1255	4	7/16" UNC x 1 1/2" Cap Screw
	—	6	7/16 UNC Hex Lock Nut

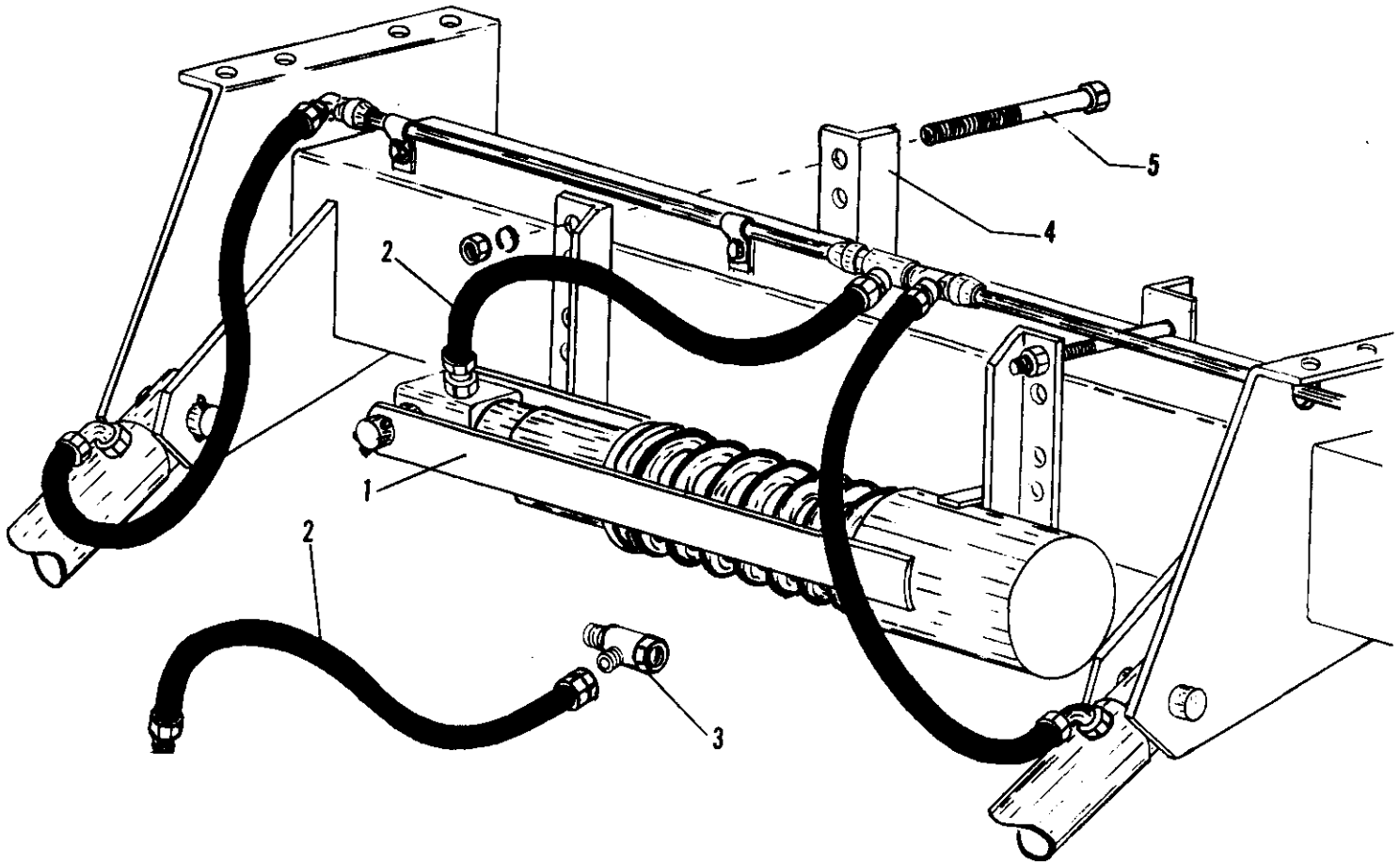
COMMON PARTS

Spring Hydraulic Header Cushion 1976 and Later



KEY	PART NO.	NO. USED	DESCRIPTION
1	F1175	Assy.	Header Cushion assy. with 5/8 dia. spring
	F1173	Assy.	Header Cushion assy. with 3/4 dia. spring
	F1177	Assy.	Header Cushion assy. with 7/8 dia. spring
	F1181	Assy.	Header Cushion assy. with 1" dia. spring
2	F1049	Assy.	Hydraulic cylinder assembly
3	F1050	1	Cylinder
4	F1051	1	Piston, Hydraulic cylinder
5	F1052	2	Backup ring (leather washer—install with rough side next to "O" ring)
6	F1053	1	"O" ring seal
7	F1054	1	Wiper seal (install with lip turned out)
	F1055	-	Seal repair kit (2-F1052, 1-F1053, 1-F1054)
8	F1160	1	Spring, compression 5/8 dia.
	F1153	1	Spring, compression 3/4 dia.
	F1103	1	Spring, compression 7/8 dia.
	F1176	1	Spring, compression 1" dia.
9	F1170	1	Bracket, 1" dia. spring
	F1101	1	Bucket, 7/8, 3/4, 5/8 dia. spring
10	F1171	1	Cross head pin, F1170 Bucket
	F1021	1	Cross head pin, F1101 Bucket
11	F1022	2	Cotter key 1/4" x 1 1/2"
12	F1172	2	Cross head spacer, F1170 Bucket
	F1023	2	Cross head spacer, F1101 Bucket
13	F1106	1	Swivel union
14	F1174	1	Cylinder collar (used with 1" dia. spring only)

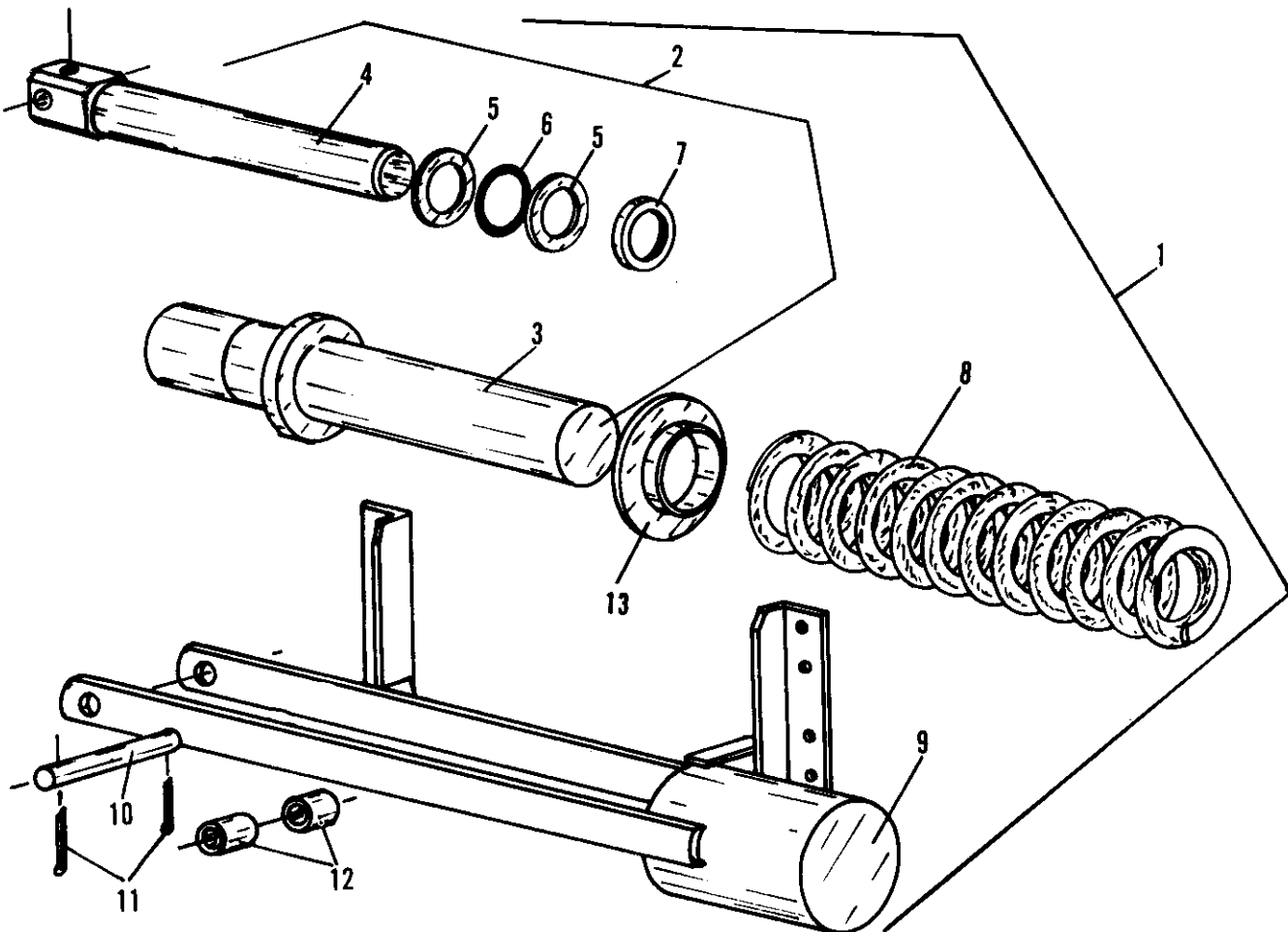
MASSEY FERGUSON 510, 540, 550, 750, 760



KEY	PART NO.	NO. USED	DESCRIPTION
1	F1173	Assy.	Spring Hydraulic Header Cushion, for Massey Ferguson 12', 13' & 14' Platforms
	F1177	Assy.	Spring Hydraulic Header Cushion, for Massey Ferguson, 15' & 16' Platforms
	F1181	Assy.	Spring Hydraulic Header Cushion, for Massey Ferguson 18' 20' & 24' Platforms
2	F1212	1	Hose, 20" 1/2 M-NPT x 1/2 Tube Swivel, Standard Length
	F1213	1	Hose, 30", 1/2 M-NPT x 1/2 Tube Swivel, Optional Length
3	F1211	1	Tee Coupler
4	F1252	1	Angle, Cross Head, Pair
5		4	7/16 UNC x 5 1/2 Cap Screw
		4	7/16 UNC Lock Nut

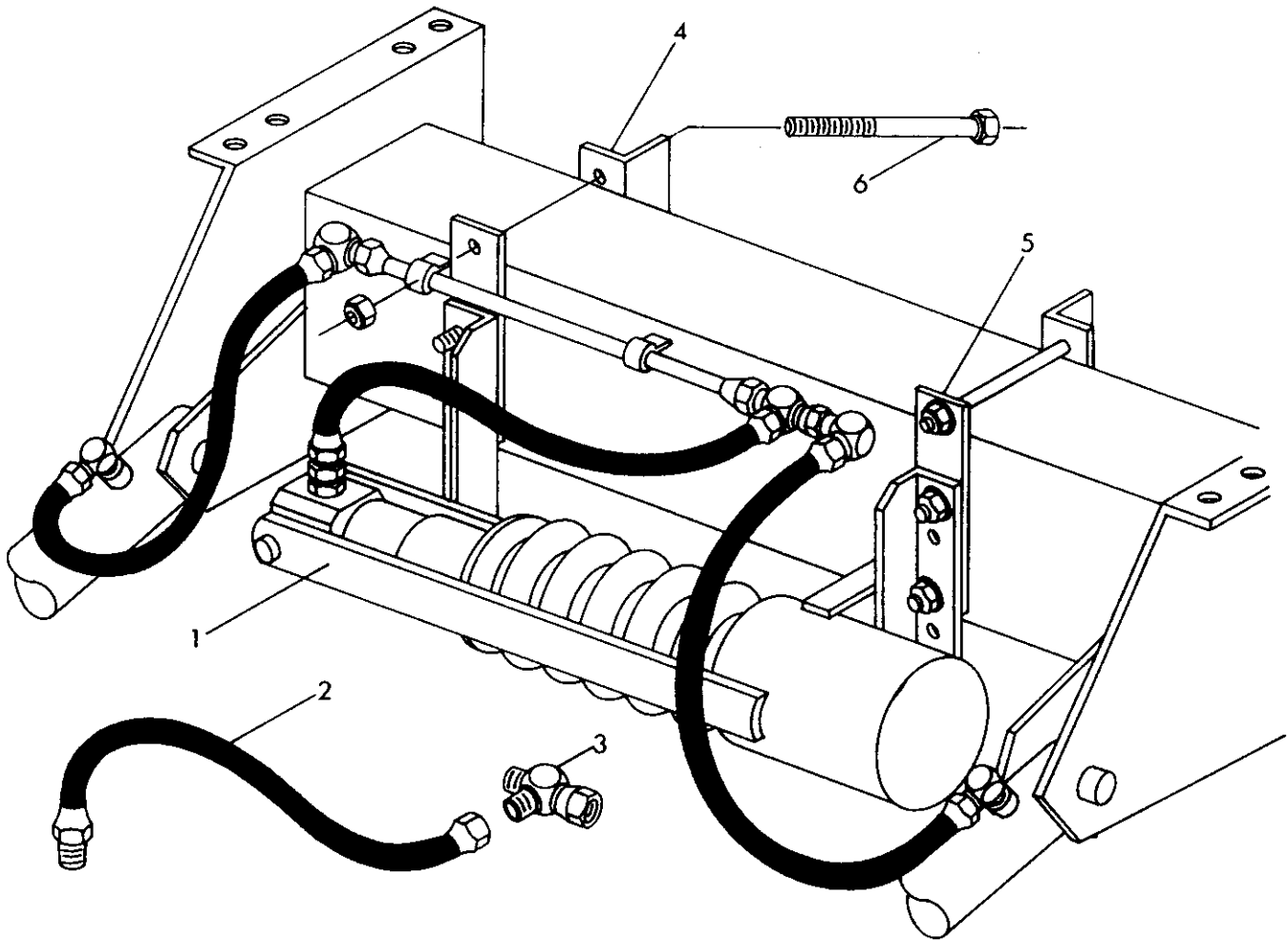
COMMON PARTS

Spring Hydraulic Header Cushion 1976 and Later



KEY	PART NO.	NO. USED	DESCRIPTION
1	F1175	Assy.	Header Cushion assy. with 5/8 dia. spring
	F1173	Assy.	Header Cushion assy. with 3/4 dia. spring
	F1177	Assy.	Header Cushion assy. with 7/8 dia. spring
	F1181	Assy.	Header Cushion assy. with 1" dia. spring
2	F1049	Assy.	Hydraulic cylinder assembly
3	F1050	1	Cylinder
4	F1051	1	Piston, Hydraulic cylinder
5	F1052	2	Backup ring (leather washer—install with rough side next to "O" ring)
			"O" ring seal
6	F1053	1	"O" ring seal
7	F1054	1	Wiper seal (install with lip turned out)
	F1055	-	Seal repair kit (2-F1052, 1-F1053, 1-F1054)
	F1160	1	Spring, compression 5/8 dia.
	F1153	1	Spring, compression 3/4 dia.
8	F1103	1	Spring, compression 7/8 dia.
	F1176	1	Spring, compression 1" dia.
	F1170	1	Bracket, 1" dia. spring
	F1101	1	Bucket, 7/8, 3/4, 5/8 dia. spring
10	F1171	1	Cross head pin, F1170 Bucket
	F1021	1	Cross head pin, F1101 Bucket
11	F1022	2	Cotter key 1/4" x 1 1/2"
	F1172	2	Cross head spacer, F1170 Bucket
12	F1023	2	Cross head spacer, F1101 Bucket
	F1174	1	Cylinder collar (used with 1" dia. spring only)

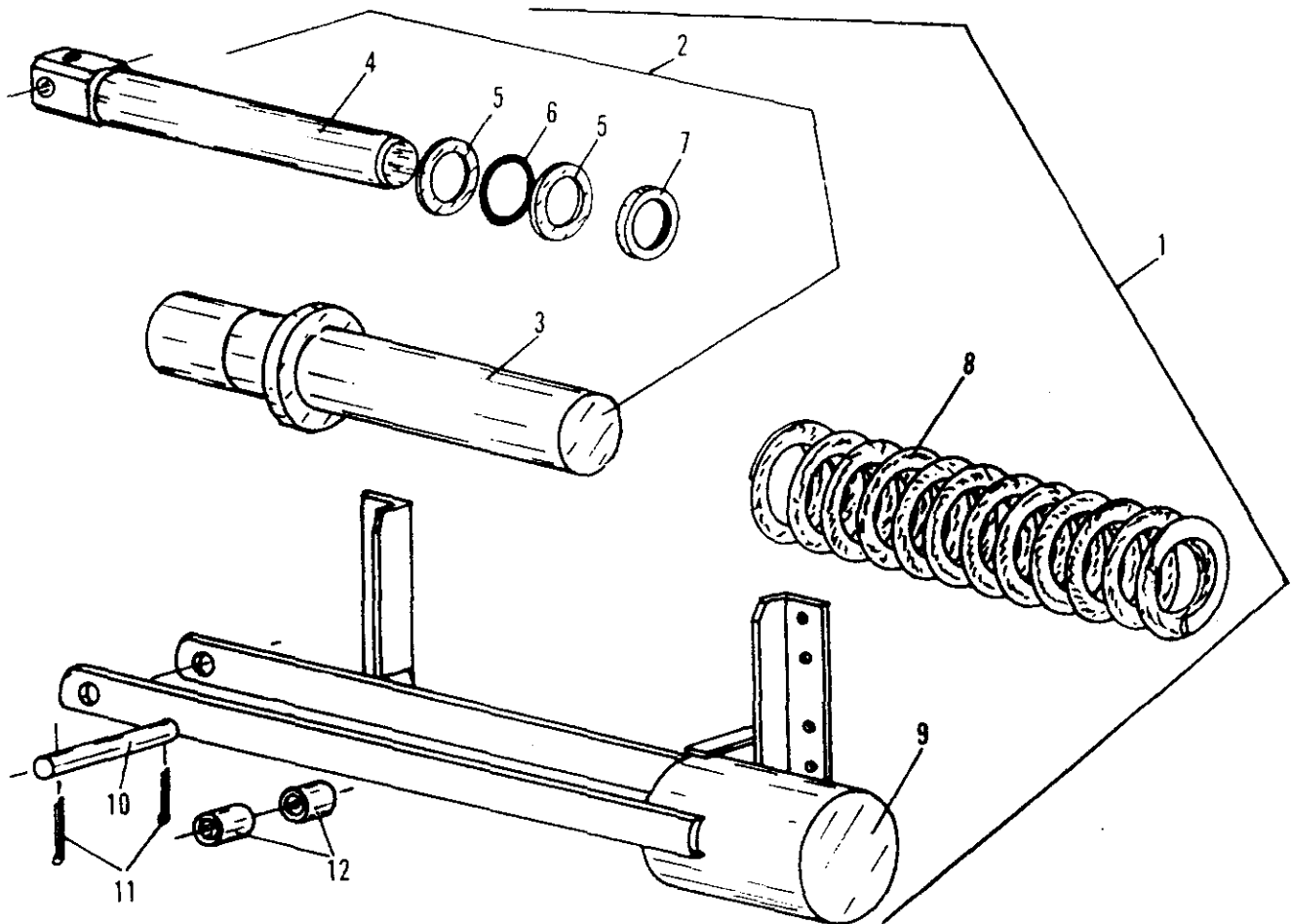
MASSEY FERGUSON ^{7/25} 750, 760, 850, 860



KEY	PART NO.	NO. USED	DESCRIPTION
1	F1173	ASSY.	Spring Hydraulic Header Cushion for Massey Ferguson 12', 13' & 14' Platforms
	F1177	ASSY.	Spring Hydraulic Header Cushion for Massey Ferguson 15' & 16' Platforms
	F1181	ASSY.	Spring Hydraulic Header Cushion for Massey Ferguson 18' & 20' Platforms
	F1184	ASSY.	Spring Hydraulic Header Cushion for Massey Ferguson 24' & 30' Platforms
2	F1213	1	Hose 30", 1/2 M-NPT x 1/2 Tube Swivel Standard Length
3	F1211	1	Tee Coupler
4	F1252	1	Angle, Cross Head, Pair
5	F1463	2	Mounting Bracket
6		4	7/16 UNC x 5-1/2 Cap Screw
		6	7/16 UNC Lock Nut

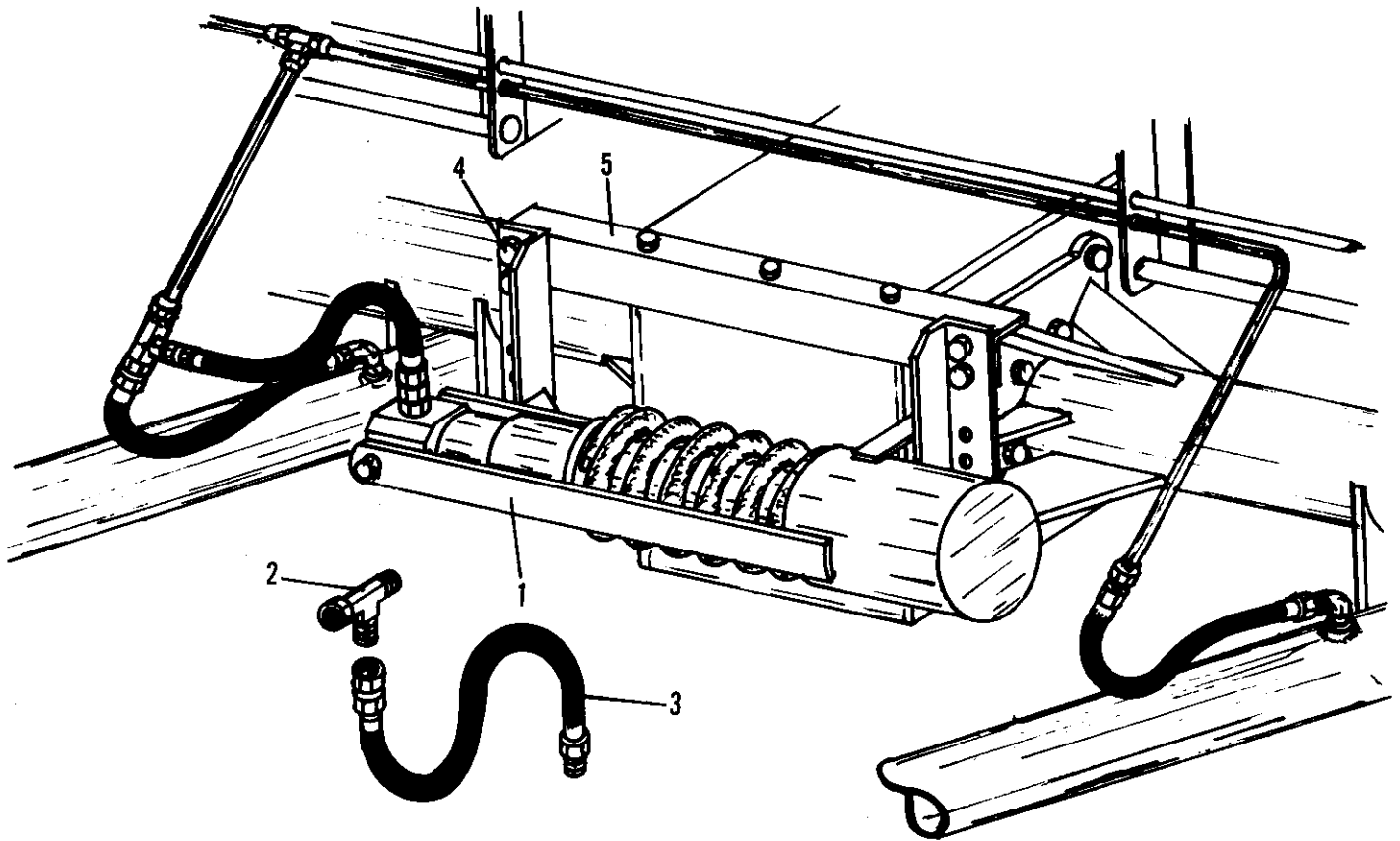
COMMON PARTS

Spring Hydraulic Header Cushion
 1-1/8 Dia. Spring, 1982 and Later



KEY	PART NO.	NO. USED	DESCRIPTION
1	F1183	ASSY.	Header Cushion Assy. with 1-1/8" Diameter Spring
2	F1057	ASSY.	Hydraulic Cylinder Assembly
3	F1056	1	Cylinder
4	F1051	1	Piston, Hydraulic Cylinder
5	F1052	2	Backup Ring (Leather Washer-Install with rough side next to O-Ring)
6	F1053	1	O-Ring Seal
7	F1054	1	Wiper Seal (Install with lip turned out)
	F1055	-	Seal Repair Kit (2-F1052, 1-F1053, 1-F1054)
8	F1180	1	Spring, Compression 1-1/8" Diameter
9	F1170	1	Bucket
10	F1171	1	Cross Head Pin, F1170 Bucket
11	F1022	2	Cotter Key 1/4" x 1-1/2"
12	F1172	2	Cross Head Spacer, F1170 Bucket

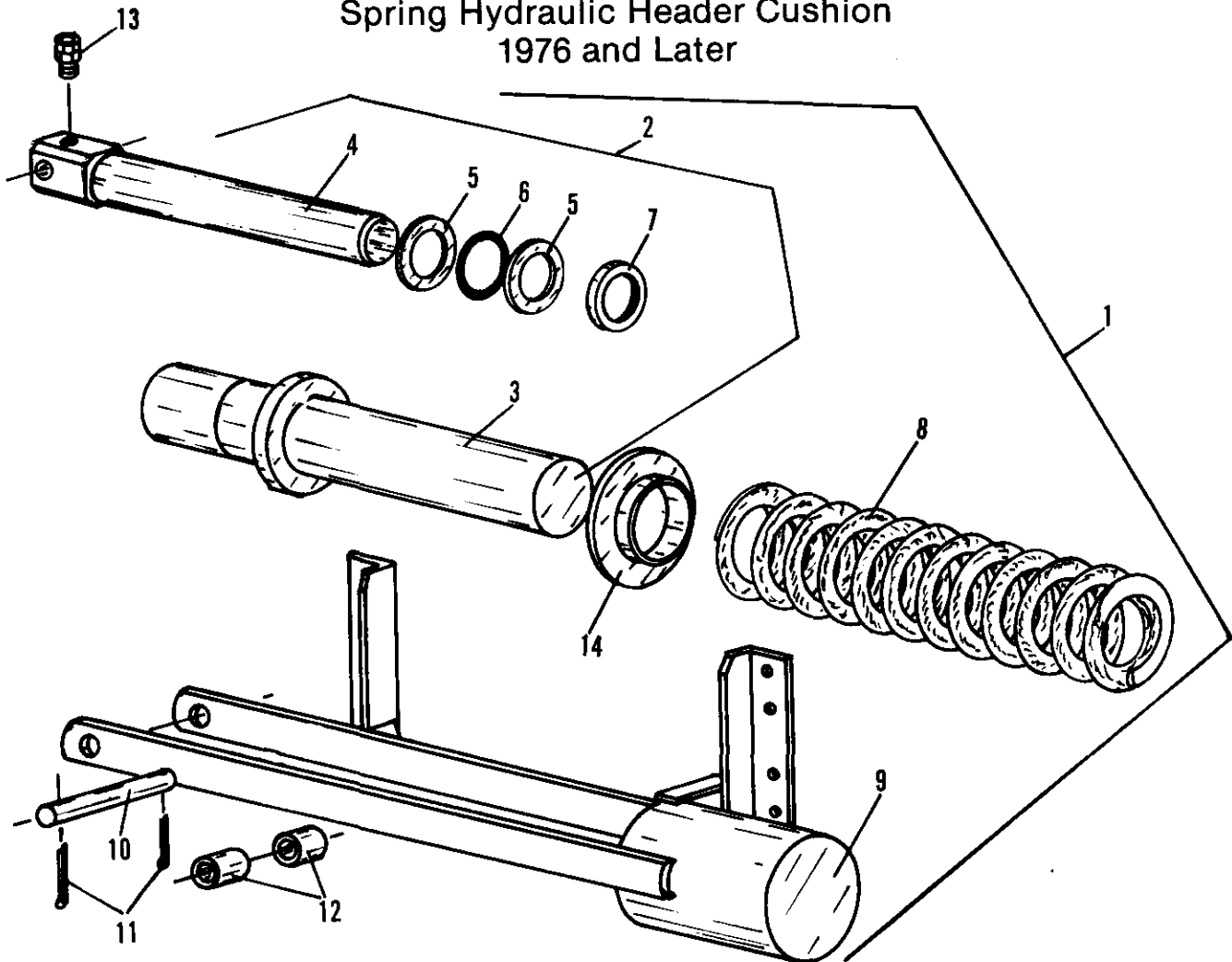
NEW HOLLAND 975, 985, 995, 1400, 1500



KEY	PART NO.	NO. USED	DESCRIPTION
1	F1173	Assy.	Spring Hydraulic Header Cushion for New Holland 11' & 13' Platforms
	F1177	Assy.	Spring Hydraulic Header Cushion for New Holland 15' & 17' Platforms
	F1181	Assy.	Spring Hydraulic, Header Cushion for New Holland 19' & 22' Platforms
2	F1211	1	Swivel Nut Run Tee, 1/2 Tube 37° (JIC)
3	F1212	1	20" Hose, 1/2 M-NPT x 1/2 Tube 37° (JIC) Female Swivel
4	F1255	4	7/16 UNC x 1 1/2 Cap Screw
5	F1465	1	Mounting Bracket
—	—	4	7/16 UNC Hex Lock Nut

COMMON PARTS

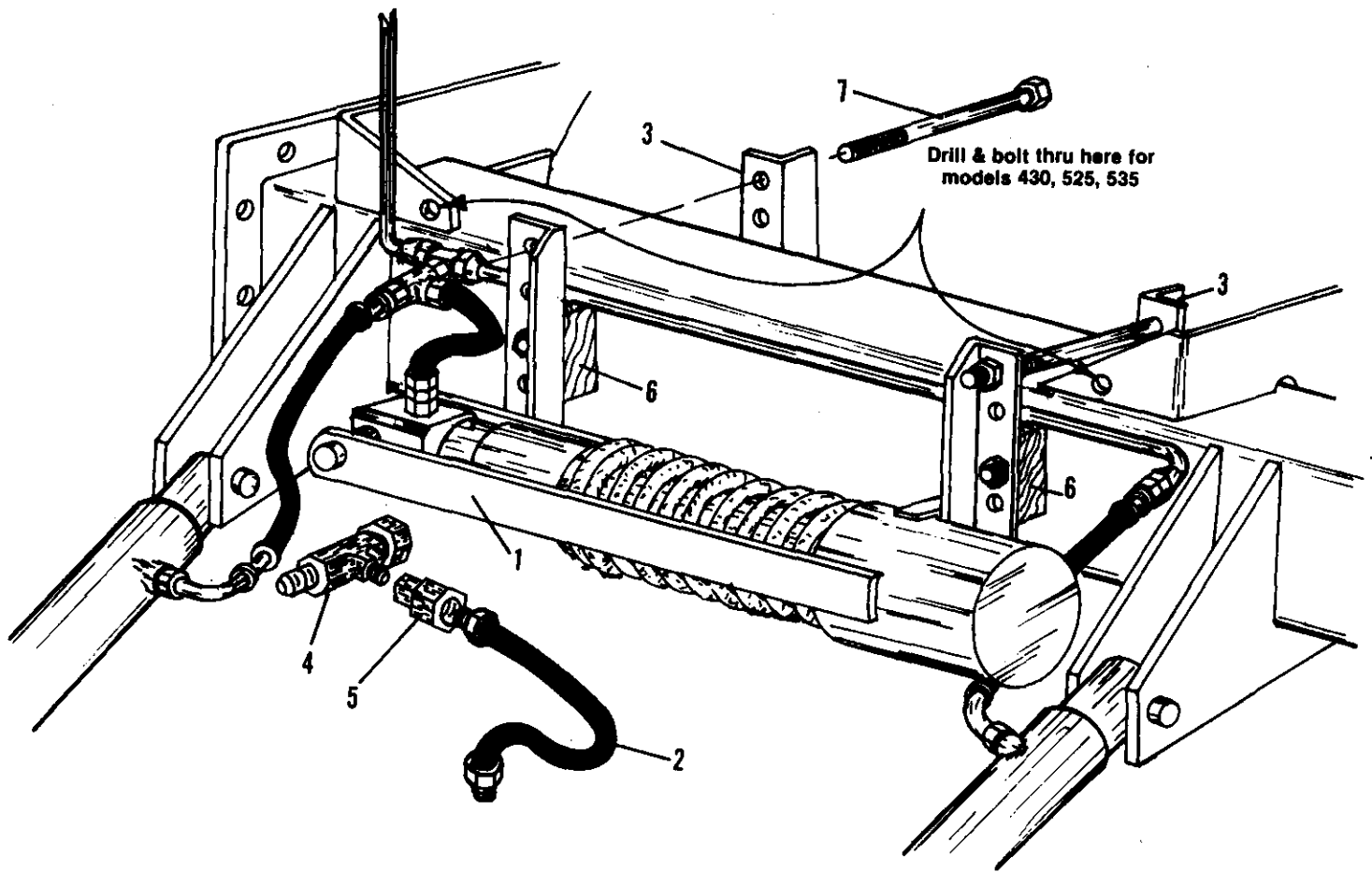
Spring Hydraulic Header Cushion 1976 and Later



KEY	PART NO.	NO. USED	DESCRIPTION
1	F1175	Assy.	Header Cushion assy. with 5/8 dia. spring
	F1173	Assy.	Header Cushion assy. with 3/4 dia. spring
	F1177	Assy.	Header Cushion assy. with 7/8 dia. spring
	F1181	Assy.	Header Cushion assy. with 1" dia. spring
2	F1049	Assy.	Hydraulic cylinder assembly
3	F1050	1	Cylinder
4	F1051	1	Piston, Hydraulic cylinder
5	F1052	2	Backup ring (leather washer—install with rough side next to "O" ring)
6	F1053	1	"O" ring seal
7	F1054	1	Wiper seal (install with lip turned out)
	F1055	-	Seal repair kit (2-F1052, 1-F1053, 1-F1054)
8	F1160	1	Spring, compression 5/8 dia.
	F1153	1	Spring, compression 3/4 dia.
	F1103	1	Spring, compression 7/8 dia.
	F1176	1	Spring, compression 1" dia.
9	F1170	1	Bracket, 1" dia. spring
	F1101	1	Bucket, 7/8, 3/4, 5/8 dia. spring
10	F1171	1	Cross head pin, F1170 Bucket
	F1021	1	Cross head pin, F1101 Bucket
11	F1022	2	Cotter key 1/4" x 1 1/2"
12	F1172	2	Cross head spacer, F1170 Bucket
	F1023	2	Cross head spacer, F1101 Bucket
13	F1106	1	Swivel union
14	F1174	1	Cylinder collar (used with 1" dia. spring only)

OLIVER AND COCKSHUTT

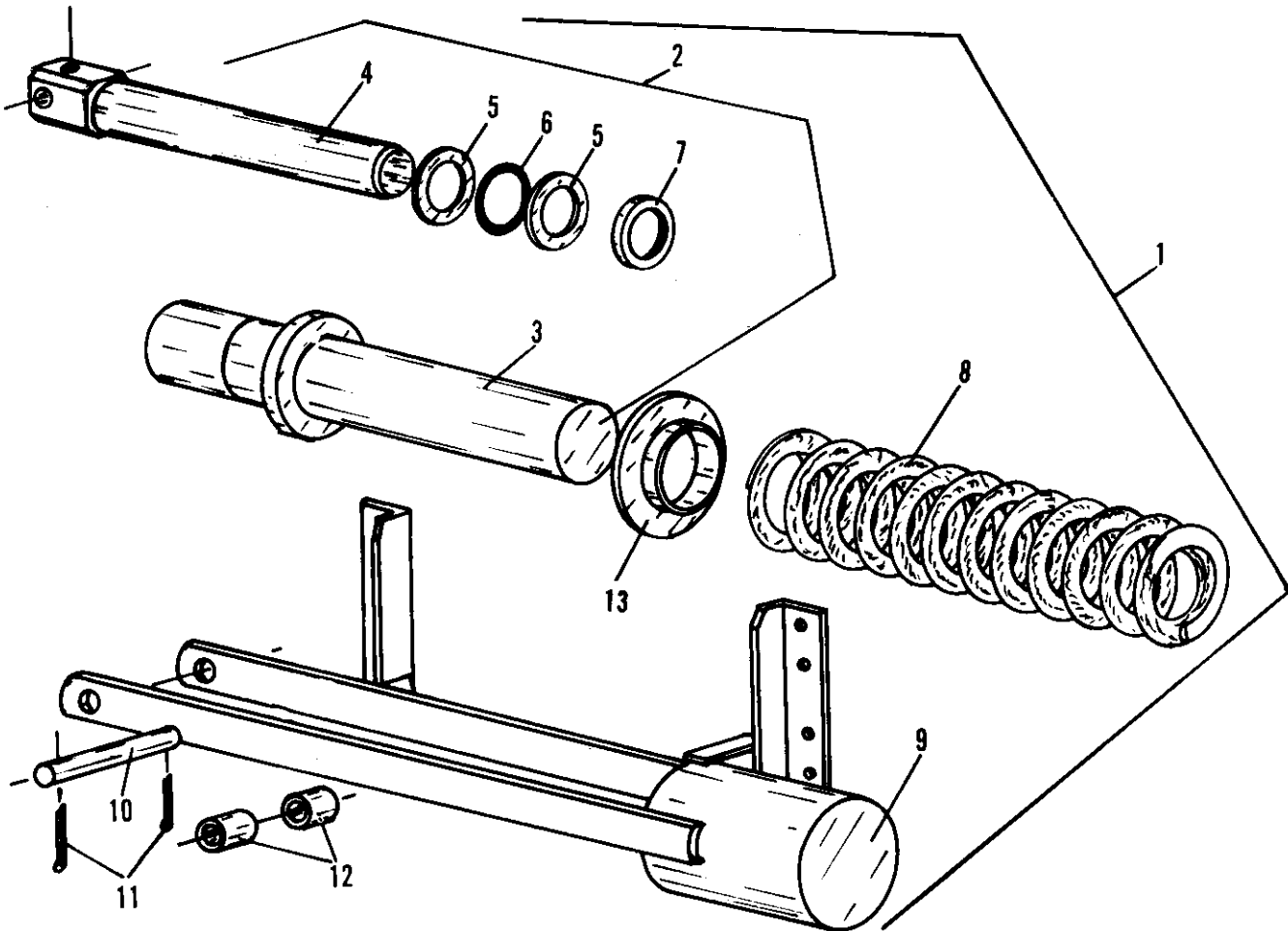
430, 431, 525, 535, 542, 545



KEY	PART NO.	NO. USED	DESCRIPTION
1	F1173	Assy.	Spring Hydraulic Header Cushion, for model 430, 431, 525, 535, 542, 545, with 11', 12', 13', & 14' Platforms
	F1177	Assy.	Spring Hydraulic Header Cushion, for model 431, 535, 542, 545 with 16' Platform
2	F1104	1	Hose, 20"
3	F1252	1	Cross Head Angle, Pair
4	F1607	1	Tee Coupling
5	F1608	1	Adapter, 9/16-18, Female x 1/2 NPT Female
6	F1605	2	Spacers w/bolts
7	F1606	4	7/16 UNC x 9 Cap Screw
	—	4	7/16 UNC Hex Lock Nut

COMMON PARTS

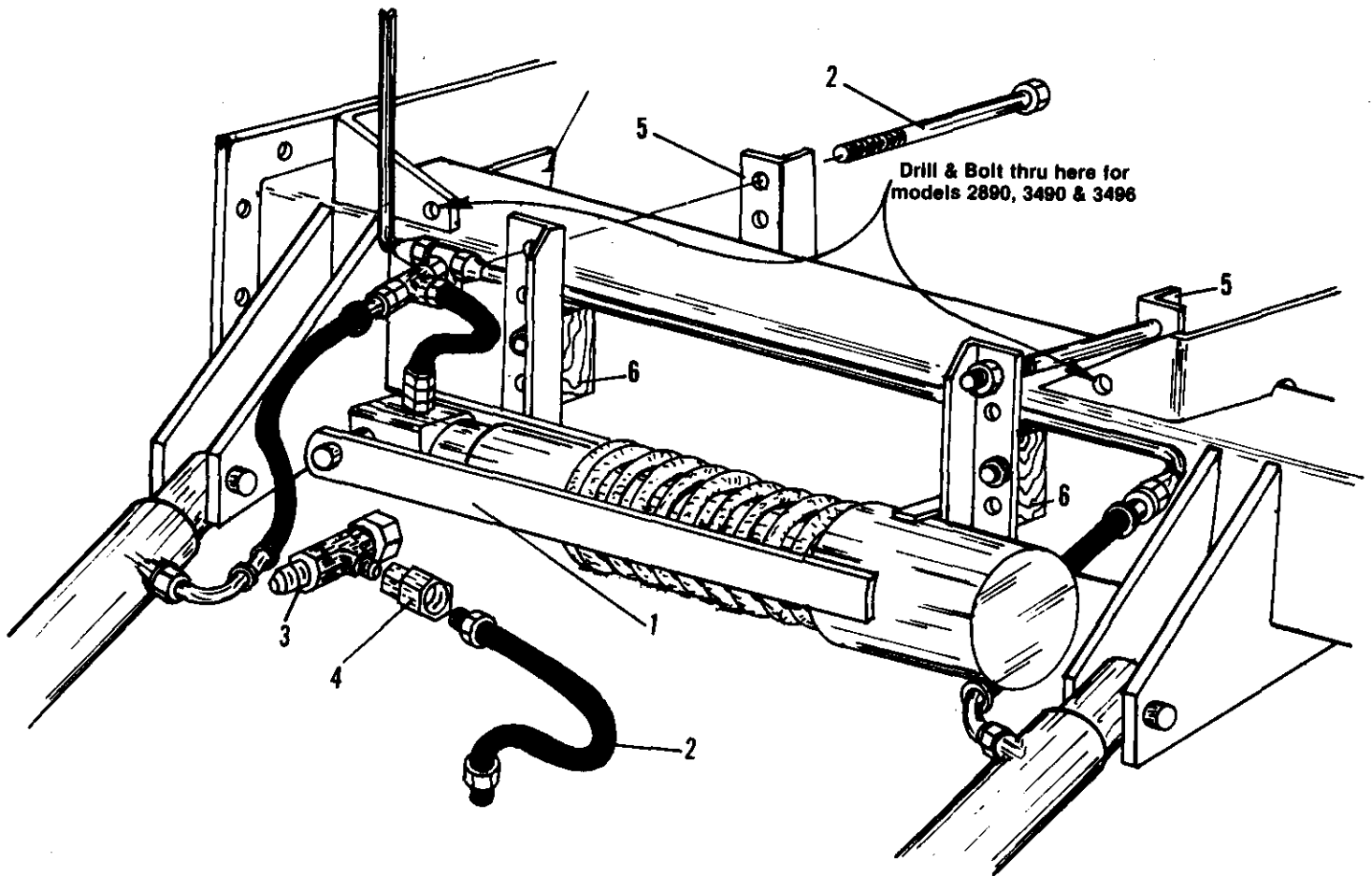
Spring Hydraulic Header Cushion 1976 and Later



KEY	PART NO.	NO. USED	DESCRIPTION
1	F1175	Assy.	Header Cushion assy. with 5/8 dia. spring
	F1173	Assy.	Header Cushion assy. with 3/4 dia. spring
	F1177	Assy.	Header Cushion assy. with 7/8 dia. spring
	F1181	Assy.	Header Cushion assy. with 1" dia. spring
2	F1049	Assy.	Hydraulic cylinder assembly
3	F1050	1	Cylinder
4	F1051	1	Piston, Hydraulic cylinder
5	F1052	2	Backup ring (leather washer—install with rough side next to "O" ring)
			"O" ring seal
6	F1053	1	"O" ring seal
7	F1054	1	Wiper seal (install with lip turned out)
	F1055	-	Seal repair kit (2-F1052, 1-F1053, 1-F1054)
8	F1160	1	Spring, compression 5/8 dia.
	F1153	1	Spring, compression 3/4 dia.
	F1103	1	Spring, compression 7/8 dia.
	F1176	1	Spring, compression 1" dia.
9	F1170	1	Bracket, 1" dia. spring
	F1101	1	Bucket, 7/8, 3/4, 5/8 dia. spring
10	F1171	1	Cross head pin, F1170 Bucket
	F1021		Cross head pin, F1101 Bucket
11	F1022	2	Cotter key 1/4" x 1 1/2"
12	F1172	2	Cross head spacer, F1170 Bucket
	F1023	2	Cross head spacer, F1101 Bucket
13	F1174	1	Cylinder collar (used with 1" dia. spring only)

OLIVER, COCKSHUTT, MINN. MOLINE

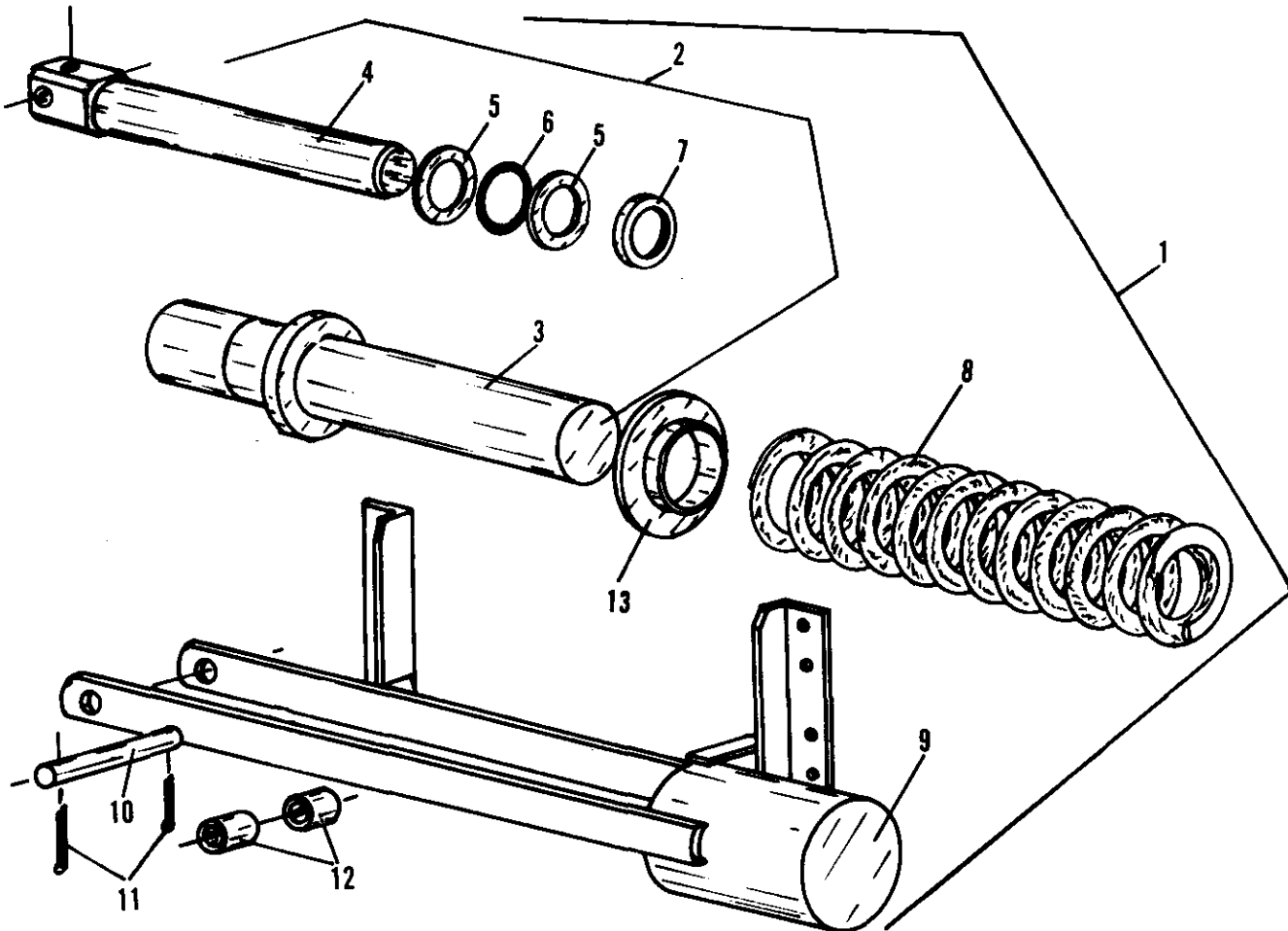
2890, 3490, 3496, 4290, 4292, 4296, 5542



KEY	PART NO.	NO. USED	DESCRIPTION
1	F1173	Assy.	Spring Hydraulic Header Cushion for Minn. Moline 2890, 3490, 3496, 4290, 4292, 4296 11', 12', 13' & 14' Platforms
	F1177	Assy.	Spring Hydraulic Header Cushion for Minn. Moline 3496, 4290, 4292, 4296 16' Platforms & Oliver 5542 16' Platforms
	F1181	Assy.	Spring Hydraulic Header Cushion for Oliver 5542 18' Platform
2	F1104	1	20" Hose, 1/2 M-NPT Both Ends
3	F1607	1	Swivel Nut Run Tee, 3/8 Tube 37° (JIC) Female Swivel
4	F1608	1	Swivel Union, 1/2 F-NPT x 3/8 Tube 37° (JIC) Female Swivel
5	F1252	1	Cross Head Angle, Pair
6	F1605	2	Spacer Block
7	F1606	4	7/16 UNC x 9 Cap Screw
	—	4	7/16 UNC Hex Lock Nut

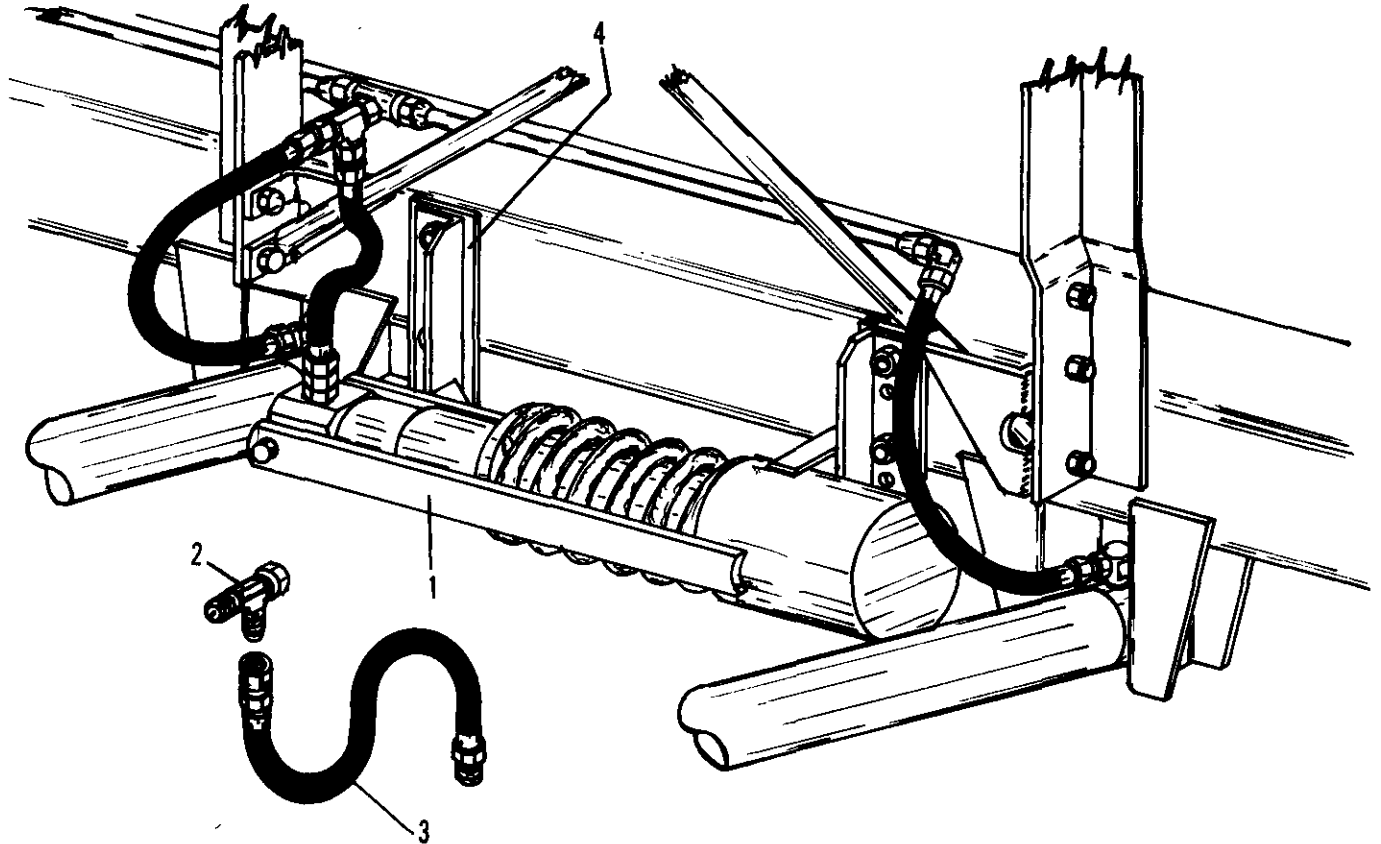
COMMON PARTS

Spring Hydraulic Header Cushion 1976 and Later



KEY	PART NO.	NO. USED	DESCRIPTION
1	F1175	Assy.	Header Cushion assy. with 5/8 dia. spring
	F1173	Assy.	Header Cushion assy. with 3/4 dia. spring
	F1177	Assy.	Header Cushion assy. with 7/8 dia. spring
	F1181	Assy.	Header Cushion assy. with 1" dia. spring
2	F1049	Assy.	Hydraulic cylinder assembly
3	F1050	1	Cylinder
4	F1051	1	Piston, Hydraulic cylinder
5	F1052	2	Backup ring (leather washer—install with rough side next to "O" ring)
			"O" ring seal
6	F1053	1	"O" ring seal
7	F1054	1	Wiper seal (install with lip turned out)
	F1055	-	Seal repair kit (2-F1052, 1-F1053, 1-F1054)
	F1160	1	Spring, compression 5/8 dia.
8	F1153	1	Spring, compression 3/4 dia.
	F1103	1	Spring, compression 7/8 dia.
	F1176	1	Spring, compression 1" dia.
	F1170	1	Bracket, 1" dia. spring
9	F1101	1	Bucket, 7/8, 3/4, 5/8 dia. spring
	F1171	1	Cross head pin, F1170 Bucket
10	F1021	1	Cross head pin, F1101 Bucket
	F1022	2	Cotter key 1/4" x 1 1/2"
11	F1172	2	Cross head spacer, F1170 Bucket
			Cross head spacer, F1101 Bucket
			Cylinder collar (used with 1" dia. spring only)
12	F1023	2	Cross head spacer, F1101 Bucket
13	F1174	1	Cylinder collar (used with 1" dia. spring only)

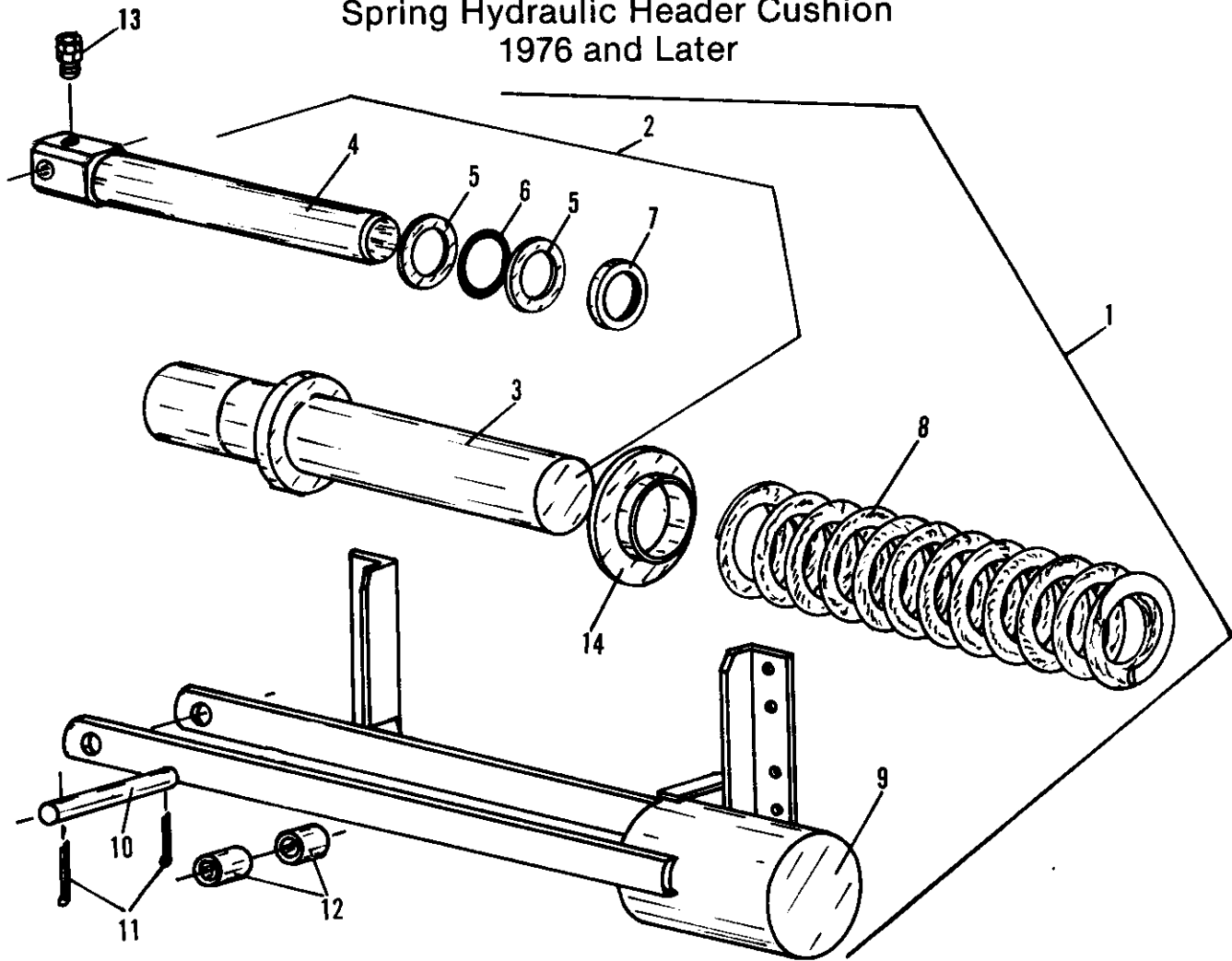
7/25
**WHITE or OLIVER 5297, 5555, 7600,
 7800, 8600, 8800**



KEY	PART NO.	NO. USED	DESCRIPTION
1	F1173	Assy.	Spring Hydraulic Header Cushion, for 5297, 5555, 7800 12', 13' & 14' Platforms
	F1177	Assy.	Spring Hydraulic Header Cushion for 5555, 7800, 5297 15' & 16' Platforms
	F1181	Assy.	Spring Hydraulic Header Cushion for 5555, 5297, 7800, 8800 18', 20' & 22' Platforms
2	F1211	1	Swivel Nut Run Tee, 1/2 Tube 37° (JIC)
3	F1212	1	20" Hose, 1/2 M-NPT x 1/2 Tube 37° (JIC) Female Swivel
4	F1460	2	Mounting Plate

COMMON PARTS

Spring Hydraulic Header Cushion 1976 and Later



KEY	PART NO.	NO. USED	DESCRIPTION
1	F1175	Assy.	Header Cushion assy. with 5/8 dia. spring
	F1173	Assy.	Header Cushion assy. with 3/4 dia. spring
	F1177	Assy.	Header Cushion assy. with 7/8 dia. spring
	F1181	Assy.	Header Cushion assy. with 1" dia. spring
2	F1049	Assy.	Hydraulic cylinder assembly
3	F1050	1	Cylinder
4	F1051	1	Piston, Hydraulic cylinder
5	F1052	2	Backup ring (leather washer—install with rough side next to "O" ring)
6	F1053	1	"O" ring seal
7	F1054	1	Wiper seal (install with lip turned out)
	F1055	-	Seal repair kit (2-F1052, 1-F1053, 1-F1054)
8	F1160	1	Spring, compression 5/8 dia.
	F1153	1	Spring, compression 3/4 dia.
	F1103	1	Spring, compression 7/8 dia.
	F1176	1	Spring, compression 1" dia.
9	F1170	1	Bracket, 1" dia. spring
	F1101	1	Bucket, 7/8, 3/4, 5/8 dia. spring
10	F1171	1	Cross head pin, F1170 Bucket
	F1021		Cross head pin, F1101 Bucket
11	F1022	2	Cotter key 1/4" x 1 1/2"
12	F1172	2	Cross head spacer, F1170 Bucket
	F1023	2	Cross head spacer, F1101 Bucket
13	F1106	1	Swivel union
14	F1174	1	Cylinder collar (used with 1" dia. spring only)